

# Australian Ethical Australian Shares Fund



FUND PROFILE - 30 JUNE 2019

Australian Ethical is one of Australia's leading ethical fund managers. By investing responsibly in well-managed ethical companies, we deliver competitive financial performance to our clients and positive change to society and the environment. Since our inception in 1986, our Ethical Charter has guided all investment decisions and underpinned our business practices. Every year 10 per cent of our profits\* are distributed to charitable organisations and social impact initiatives through The Australian Ethical Foundation.

## Investment objective

To provide long-term growth focusing on Australian companies that meet the Australian Ethical Charter.

## Price information

Pricing frequency: Daily

Buy/Sell spread: 0.20%/0.20%

## Fund facts

Fund size: \$152.47m

Benchmark: S&P ASX Small Industrials

Asset class: Equity

Inception date: 19/09/1994

Minimum investment timeframe: 7 Years

Risk level: Very high

## Identifiers

ISIN code: AU60AUG00028

APIR code: AUG0002AU

## Distributions

Frequency: 2

Dates: 30/06, 31/12

## Fees

Management costs - PDS: 1.99%

Minimum initial investment: \$1,000  
\$500 with a Regular investor plan

Additional transactional and operational costs: 0.07%

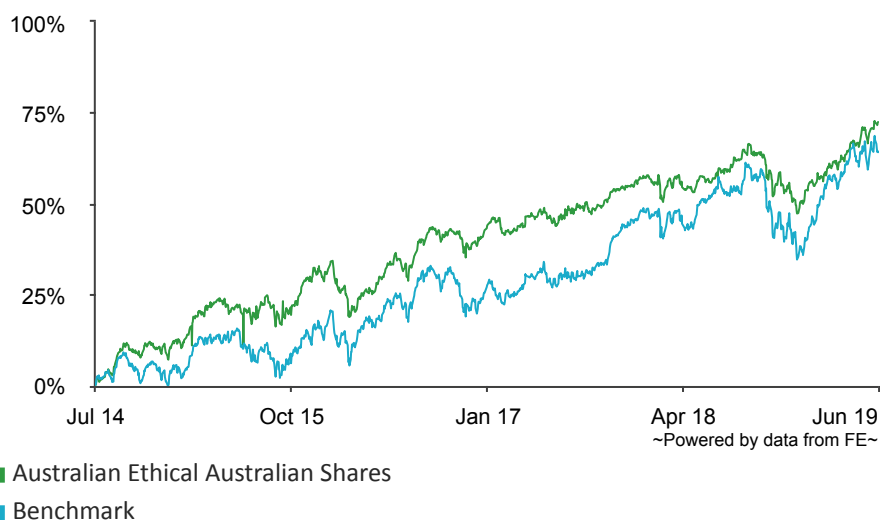
A full explanation of all the fees and costs that you may be charged for investing in the Fund is provided in the Fund's Product Disclosure Statements available from our website [australianethical.com.au](http://australianethical.com.au)

\*(after tax, before bonus expense)

## Investment strategy

The opportunity to invest in a diversified share portfolio of companies predominately listed on the ASX and selected on the basis of their social, environmental and financial credentials. The Fund utilises an active stock-picking management style with stocks generally selected for growth rather than income, with a bias towards smaller capitalisation stocks listed on the ASX. All stocks are chosen on the basis of relative value where we deem the risks are being adequately priced.

## Cumulative performance (as at 30/06/2019)



## Performance (as at 30/06/2019)

	1m	3m	6m	1y	3y	5y	10y	Since inception
Fund	1.8%	6.9%	14.5%	8.5%	9.3%	11.5%	10.6%	9.9%
Benchmark	0.4%	5.4%	18.8%	6.4%	10.8%	10.4%	10.4%	7.4%

## Calendar Performance (as at end 2018)

	CY2018	CY2017	CY2016	CY2015	CY2014
Fund	-4.1%	9.0%	7.5%	19.9%	13.7%
Benchmark	-6.5%	15.7%	6.2%	15.0%	2.8%

Source: FE.

Total returns are calculated using the sell (exit) price, net of management fees and gross of tax as if distributions of income have been reinvested at the actual distribution reinvestment price. The actual returns received by an investor will depend on the timing, buy and exit prices of individual transactions. Return of capital and the performance of your investment in the fund are not guaranteed. Past performance is not a reliable indicator of future performance. Figures showing a period of less than one year have not been adjusted to show an annual total return. Figures for periods of greater than one year are on a per annum compound basis. The current benchmark may not have been the benchmark over all periods shown in the above chart and tables. The calculation of the benchmark performance links the performance of previous benchmarks and the current benchmark over the relevant time periods.

# Australian Ethical Australian Shares Fund

FUND PROFILE - 30 JUNE 2019

## Top 10

Westpac Banking Corporation	4.2%
National Australia Bank Limited	4.0%
Contact Energy Limited	3.6%
Bendigo & Adelaide Bank Ltd.	3.5%
Macquarie Telecom Group Limited	3.4%
Healius Limited	3.0%
Bank of Queensland Limited	3.0%
Mirvac Group	2.8%
Suncorp Group Limited	2.8%
GBST Holdings Ltd	2.5%

## Ratings and awards

RIAA rating:



UNPRI signatory:



## Why invest ethically?

**Portfolio diversification:** Diversify your portfolio by investing in companies and sectors not well covered by other fund managers and brokers.

**Help build a better world:** Invest in the new, low-carbon economy, fund medical and technology breakthroughs, efficient transport and more.

**Promote human rights:** We strive to avoid any investment in companies involved in the poor treatment of asylum seekers or the exploitation of workers through poor working conditions.

## Need Help?

Contact us between 9:00am-5:00pm

AEST Monday-Friday on:

**t** 1800 021 227

**f** 02 9252 1987

**e** [investors@australianethical.com.au](mailto:investors@australianethical.com.au)

**w** [australianethical.com.au](http://australianethical.com.au)

Australian Ethical Investment Ltd

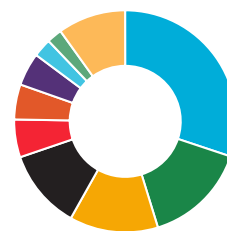
c/o Boardroom Pty Ltd

GPO Box 3993

Sydney NSW 2001

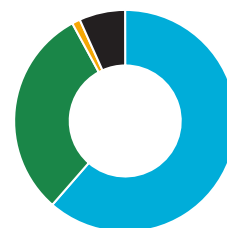
## Sector allocation

Financials	30.1%
Health Care	15.1%
Information Technology	12.9%
Utilities	11.6%
Consumer Discretionary	5.5%
Communication Services	5.1%
Real Estate	4.8%
Materials	2.7%
Industrials	2.2%
Other	9.9%



## Asset allocation

Australian & NZ Small Cap	61.4%
Australian & NZ Large Cap	30.7%
Unlisted Equity	1.2%
Cash	6.7%



## Commentary

The Australian Shares Fund had a strong June quarter gaining 6.9% (7.1% Wholesale Fund) exceeding the Fund's benchmark, which rose 5.4%. Equity markets continued their positive momentum with lower interest rates driving share prices upward.

The standout sectors in the Fund were Financials and Utilities. Our holding in stock broking and wealth management software company GBST (+53%) was the strongest performer, benefiting from a takeover offer from Bravura Solutions. The second strongest contributor was software-as-a-service reseller Rhipe (+58%) which is riding the move towards cloud delivered Microsoft Office365, Azure and Dynamics software. Our bank holdings of Bendigo & Adelaide Bank (+19.6%) and Westpac (+9.4%) were positive contributors to investment performance, recovering some of the ground lost during the Royal Commission.

The dramatic fall in interest rates is seeing investors revisit the higher dividend yielding sectors of banking and utilities. New Zealand electricity generator and retailer Contact Energy continued its strong investment performance, appreciating 15% in the June quarter.

# Australian Ethical Australian Shares Fund (Wholesale)

FUND PROFILE - 30 JUNE 2019

Australian Ethical is one of Australia's leading ethical fund managers. By investing responsibly in well-managed ethical companies, we deliver competitive financial performance to our clients and positive change to society and the environment. Since our inception in 1986, our Ethical Charter has guided all investment decisions and underpinned our business practices. Every year 10 per cent of our profits\* are distributed to charitable organisations and social impact initiatives through The Australian Ethical Foundation.

## Investment objective

To provide long-term growth focusing on Australian companies that meet the Australian Ethical Charter.

## Price information

Pricing frequency: Daily

Buy/Sell spread: 0.20%/0.20%

## Fund facts

Fund size: \$256.84m

Benchmark: S&P ASX Small Industrials

Asset class: Equity

Inception date: 23/01/2012

Minimum investment timeframe: 7 Years

Risk level: Very high

## Identifiers

ISIN code: AU60AUG00184

APIR code: AUG0018AU

## Distributions

Frequency: 2

Dates: 30/06, 31/12

## Fees

Management costs - PDS: 1.10%

Minimum initial investment: \$25,000 minimum in the Fund and \$500,000 investment across Australian Ethical's managed funds.

Additional transactional and operational costs: 0.04%

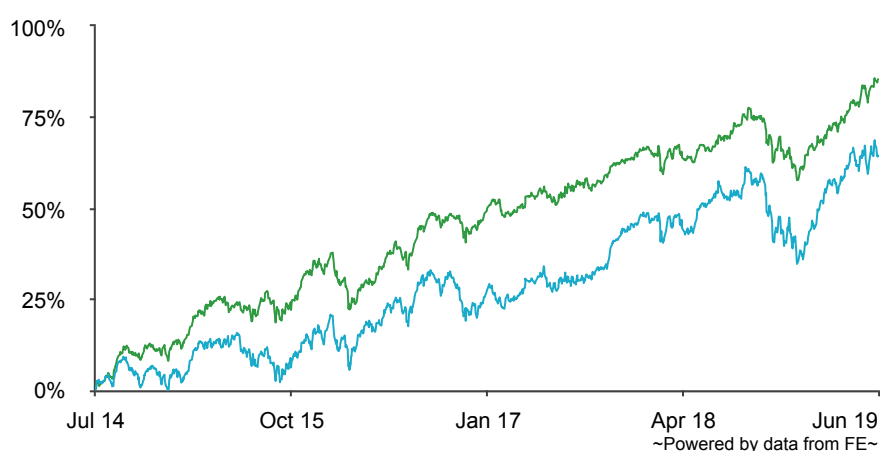
A full explanation of all the fees and costs that you may be charged for investing in the Fund is provided in the Fund's Product Disclosure Statements available from our website [australianethical.com.au](http://australianethical.com.au)

\*(after tax, before bonus expense)

## Investment strategy

The opportunity to invest in a diversified share portfolio of companies predominately listed on the ASX and selected on the basis of their social, environmental and financial credentials. The Fund utilises an active stock-picking management style with stocks generally selected for growth rather than income, with a bias towards smaller capitalisation stocks listed on the ASX. All stocks are chosen on the basis of relative value where we deem the risks are being adequately priced.

## Cumulative performance (as at 30/06/2019)



■ Australian Ethical Australian Shares  
■ Benchmark

## Performance (as at 30/06/2019)

	1m	3m	6m	1y	3y	5y	10y	Since inception
Fund	1.9%	7.1%	15.0%	9.6%	10.8%	13.2%	-	14.8%
Benchmark	0.4%	5.4%	18.8%	6.4%	10.8%	10.4%	-	11.5%

## Calendar Performance (as at end 2018)

	CY2018	CY2017	CY2016	CY2015	CY2014
Fund	-2.8%	10.6%	9.2%	21.9%	15.4%
Benchmark	-6.5%	15.7%	6.2%	15.0%	2.8%

Source: FE.

Total returns are calculated using the sell (exit) price, net of management fees and gross of tax as if distributions of income have been reinvested at the actual distribution reinvestment price. The actual returns received by an investor will depend on the timing, buy and exit prices of individual transactions. Return of capital and the performance of your investment in the fund are not guaranteed. Past performance is not a reliable indicator of future performance. Figures showing a period of less than one year have not been adjusted to show an annual total return. Figures for periods of greater than one year are on a per annum compound basis. The current benchmark may not have been the benchmark over all periods shown in the above chart and tables. The calculation of the benchmark performance links the performance of previous benchmarks and the current benchmark over the relevant time periods.

# Australian Ethical Australian Shares Fund (Wholesale)

FUND PROFILE - 30 JUNE 2019

## Top 10

Westpac Banking Corporation	4.2%
National Australia Bank Limited	4.0%
Contact Energy Limited	3.6%
Bendigo & Adelaide Bank Ltd.	3.5%
Macquarie Telecom Group Limited	3.4%
Healius Limited	3.0%
Bank of Queensland Limited	3.0%
Mirvac Group	2.8%
Suncorp Group Limited	2.8%
GBST Holdings Ltd	2.5%

## Ratings and awards

RIAA rating:



UNPRI signatory:



## Why invest ethically?

**Portfolio diversification:** Diversify your portfolio by investing in companies and sectors not well covered by other fund managers and brokers.

**Help build a better world:** Invest in the new, low-carbon economy, fund medical and technology breakthroughs, efficient transport and more.

**Promote human rights:** We strive to avoid any investment in companies involved in the poor treatment of asylum seekers or the exploitation of workers through poor working conditions.

## Need Help?

Contact us between 9:00am-5:00pm

AEST Monday-Friday on:

**t** 1800 021 227

**f** 02 9252 1987

**e** [investors@australianethical.com.au](mailto:investors@australianethical.com.au)

**w** [australianethical.com.au](http://australianethical.com.au)

Australian Ethical Investment Ltd

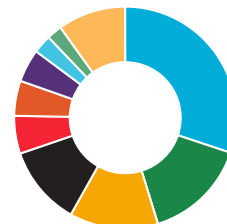
c/o Boardroom Pty Ltd

GPO Box 3993

Sydney NSW 2001

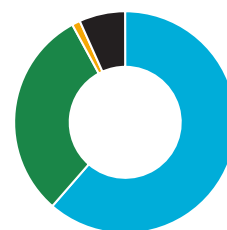
## Sector allocation

Financials	30.1%
Health Care	15.1%
Information Technology	12.9%
Utilities	11.6%
Consumer Discretionary	5.5%
Communication Services	5.1%
Real Estate	4.8%
Materials	2.7%
Industrials	2.2%
Other	9.9%



## Asset allocation

Australian & NZ Small Cap	61.4%
Australian & NZ Large Cap	30.7%
Unlisted Equity	1.2%
Cash	6.7%



## Commentary

The Australian Shares Fund had a strong June quarter gaining 6.9% (7.1% Wholesale Fund) exceeding the Fund's benchmark, which rose 5.4%. Equity markets continued their positive momentum with lower interest rates driving share prices upward.

The standout sectors in the Fund were Financials and Utilities. Our holding in stock broking and wealth management software company GBST (+53%) was the strongest performer, benefiting from a takeover offer from Bravura Solutions. The second strongest contributor was software-as-a-service reseller Rhipe (+58%) which is riding the move towards cloud delivered Microsoft Office365, Azure and Dynamics software. Our bank holdings of Bendigo & Adelaide Bank (+19.6%) and Westpac (+9.4%) were positive contributors to investment performance, recovering some of the ground lost during the Royal Commission.

The dramatic fall in interest rates is seeing investors revisit the higher dividend yielding sectors of banking and utilities. New Zealand electricity generator and retailer Contact Energy continued its strong investment performance, appreciating 15% in the June quarter.

Australian Ethical Investment Ltd (ABN 47 003 188 930, AFSL 229949) is the Responsible Entity of the Australian Ethical managed funds. This information is of a general nature and is not intended to provide you with financial advice or take into account your personal objectives, financial situation or needs. Before acting on the information, consider its appropriateness to your circumstances and read the Financial Services Guide (FSG) and relevant product disclosure statement (PDS) available at [www.australianethical.com.au/managedfunds/pds](http://www.australianethical.com.au/managedfunds/pds). You may wish to seek independent financial advice from a licensed financial adviser before making an investment decision. The performance of your investment in the Australian Ethical is not guaranteed; past performance is not a reliable indicator of future performance. The information contained in this document is believed to be accurate at the time of compilation.

Where MSCI data is used, data is the property of MSCI. No use or distribution without written consent. Data provided "as is" without any warranties. MSCI assumes no liability for or in connection with the data. For full MSCI and RIAA disclaimer, please see <https://www.australianethical.com.au/sources/>