

Australian Ethical Balanced Fund



FUND PROFILE - 30 APRIL 2019

Australian Ethical is one of Australia's leading ethical fund managers. By investing responsibly in well-managed ethical companies, we deliver competitive financial performance to our clients and positive change to society and the environment. Since our inception in 1986, our Ethical Charter has guided all investment decisions and underpinned our business practices. Every year 10 per cent of our profits* are distributed to charitable organisations and social impact initiatives through The Australian Ethical Foundation.

Investment objective

To provide investors with a balance between capital growth and a moderate level of income through a diversified portfolio of assets that supports the Australian Ethical Charter.

Price information

Pricing frequency:	Daily
Buy/Sell spread:	0.10%/0.10%

Fund facts

Fund size:	\$103.12m
Benchmark:	Australian Ethical Balanced Composite
Asset class:	Mixed Asset
Inception date:	16/10/1989
Minimum investment timeframe:	5 years
Risk level:	Medium-High

Identifiers

ISIN code:	AU60AUG00010
APIR code:	AUG0001AU

Distributions

Frequency:	2
Dates:	30/06, 31/12

Fees

Management costs - PDS:	1.81%
Minimum initial investment:	\$1,000 \$500 with a Regular investor plan
Additional transactional and operational costs:	0.04%

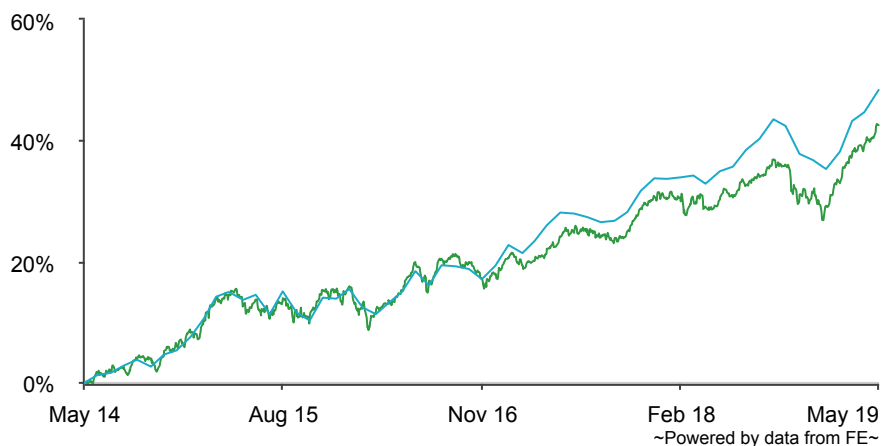
A full explanation of all the fees and costs that you may be charged for investing in the Fund is provided in the Fund's Product Disclosure Statements available from our website australianethical.com.au

*(after tax, before bonus expense)

Investment strategy

The opportunity to invest in a diversified portfolio of asset types and markets to reduce the volatility of returns. Asset classes include Australian and international shares, property and fixed income securities.

Cumulative performance (as at 30/04/2019)



- Australian Ethical Balanced
- Benchmark

Performance (as at 30/04/2019)

	1m	3m	6m	1y	3y	5y	10y	Since inception
Fund	2.3%	7.2%	8.8%	9.4%	7.3%	7.4%	7.2%	6.8%
Benchmark	2.5%	7.4%	7.7%	10.0%	8.9%	8.2%	9.3%	7.5%

Calendar Performance (as at end 2018)

	CY2018	CY2017	CY2016	CY2015	CY2014
Fund	-0.8%	8.1%	4.2%	6.9%	9.7%
Benchmark	1.2%	8.9%	6.3%	7.4%	10.1%

Source: FE.

Total returns are calculated using the sell (exit) price, net of management fees and gross of tax as if distributions of income have been reinvested at the actual distribution reinvestment price. The actual returns received by an investor will depend on the timing, buy and exit prices of individual transactions. Return of capital and the performance of your investment in the fund are not guaranteed. Past performance is not a reliable indicator of future performance. Figures showing a period of less than one year have not been adjusted to show an annual total return. Figures for periods of greater than one year are on a per annum compound basis. The current benchmark may not have been the benchmark over all periods shown in the above chart and tables. The calculation of the benchmark performance links the performance of previous benchmarks and the current benchmark over the relevant time periods.

Australian Ethical Balanced Fund

FUND PROFILE - 30 APRIL 2019

Top 10

Investa Commercial Property Fund	4.8%
Healthcare Wholesale Property Trust	3.5%
Morrison & Co Growth Infrastructure Fund	1.1%
Microsoft Corporation	0.9%
Westpac Banking Corporation	0.9%
National Australia Bank Limited	0.9%
Government Of Australia 4.25% 21-apr-2026	0.8%
Alphabet Inc. Class A	0.8%
Government Of Australia 4.75% 21-apr-2027	0.8%
Government Of Australia 5.75% 15-may-2021	0.7%

Ratings and awards

RIAA rating:



UNPRI signatory:



Why invest ethically?

Portfolio diversification: Diversify your portfolio by investing in companies and sectors not well covered by other fund managers and brokers.

Help build a better world: Invest in the new, low-carbon economy, fund medical and technology breakthroughs, efficient transport and more.

Promote human rights: We strive to avoid any investment in companies involved in the poor treatment of asylum seekers or the exploitation of workers through poor working conditions.

Need Help?

Contact us between 9:00am-5:00pm

AEST Monday-Friday on:

t 1800 021 227

f 02 9252 1987

e investors@australianethical.com.au

w australianethical.com.au

Australian Ethical Investment Ltd

c/o Boardroom Pty Ltd

GPO Box 3993

Sydney NSW 2001

Asset allocation

	Australian & NZ Shares	33.0%
	International Shares	26.0%
	Australian Fixed Interest	22.5%
	Property	8.4%
	Alternative Assets	1.5%
	Cash, FRN's and short duration fixed interest	8.5%



Australian Ethical Investment Ltd (ABN 47 003 188 930, AFSL 229949) is the Responsible Entity of the Australian Ethical managed funds. This information is of a general nature and is not intended to provide you with financial advice or take into account your personal objectives, financial situation or needs. Before acting on the information, consider its appropriateness to your circumstances and read the Financial Services Guide (FSG) and relevant product disclosure statement (PDS) available at www.australianethical.com.au/managedfunds/pds. You may wish to seek independent financial advice from a licensed financial adviser before making an investment decision. The performance of your investment in the Australian Ethical is not guaranteed; past performance is not a reliable indicator of future performance. The information contained in this document is believed to be accurate at the time of compilation.

Where MSCI data is used, data is the property of MSCI. No use or distribution without written consent. Data provided "as is" without any warranties. MSCI assumes no liability for or in connection with the data. For full MSCI and RIAA disclaimer, please see <https://www.australianethical.com.au/sources/>

Australian Ethical Balanced Fund (Wholesale)

FUND PROFILE - 30 APRIL 2019

Australian Ethical is one of Australia's leading ethical fund managers. By investing responsibly in well-managed ethical companies, we deliver competitive financial performance to our clients and positive change to society and the environment. Since our inception in 1986, our Ethical Charter has guided all investment decisions and underpinned our business practices. Every year 10 per cent of our profits* are distributed to charitable organisations and social impact initiatives through The Australian Ethical Foundation.

Investment objective

To provide investors with a balance between capital growth and a moderate level of income through a diversified portfolio of assets that supports the Australian Ethical Charter.

Price information

Pricing frequency: Daily

Buy/Sell spread: 0.10%/0.10%

Fund facts

Fund size: \$45.49m

Benchmark: Australian Ethical Balanced Composite

Asset class: Mixed Asset

Inception date: 28/03/2018

Minimum investment timeframe: 5 years

Risk level: Medium-High

Identifiers

ISIN code: AU60AUG00176

APIR code: AUG0017AU

Distributions

Frequency: 2

Dates: 30/06, 31/12

Fees

Management costs - PDS: 0.91%

Minimum initial investment: \$25,000 minimum in the Fund and \$500,000 investment across Australian Ethical's managed funds.

Additional transactional and operational costs: 0.04%

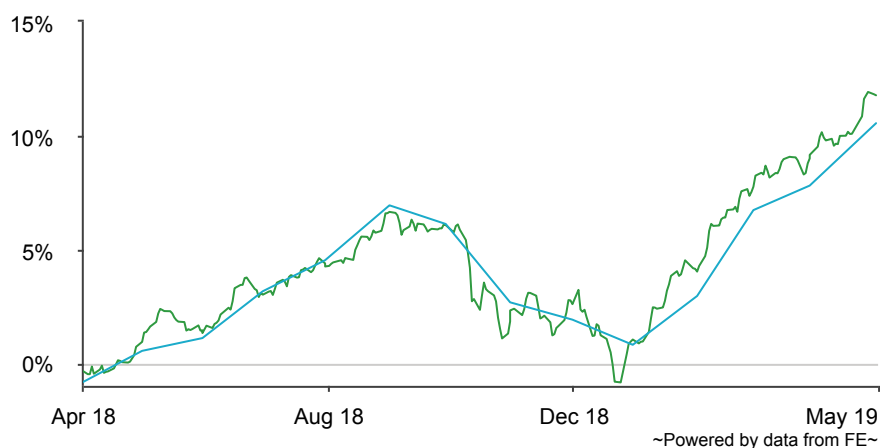
A full explanation of all the fees and costs that you may be charged for investing in the Fund is provided in the Fund's Product Disclosure Statements available from our website australianethical.com.au

*(after tax, before bonus expense)

Investment strategy

The opportunity to invest in a diversified portfolio of asset types and markets to reduce the volatility of returns. Asset classes include Australian and international shares, property and fixed income securities.

Cumulative performance (as at 30/04/2019)



■ Australian Ethical Balanced
■ Benchmark

Performance (as at 30/04/2019)

	1m	3m	6m	1y	3y	5y	10y	Since inception
Fund	2.4%	7.5%	9.2%	10.7%	-	-	-	10.7%
Benchmark	2.5%	7.4%	7.7%	10.0%	-	-	-	9.6%

Calendar Performance (as at end 2018)

	CY2018	CY2017	CY2016	CY2015	CY2014
Fund	-	-	-	-	-
Benchmark	-	-	-	-	-

Source: FE.

Total returns are calculated using the sell (exit) price, net of management fees and gross of tax as if distributions of income have been reinvested at the actual distribution reinvestment price. The actual returns received by an investor will depend on the timing, buy and exit prices of individual transactions. Return of capital and the performance of your investment in the fund are not guaranteed. Past performance is not a reliable indicator of future performance. Figures showing a period of less than one year have not been adjusted to show an annual total return. Figures for periods of greater than one year are on a per annum compound basis. The current benchmark may not have been the benchmark over all periods shown in the above chart and tables. The calculation of the benchmark performance links the performance of previous benchmarks and the current benchmark over the relevant time periods.

Australian Ethical Balanced Fund (Wholesale)

FUND PROFILE - 30 APRIL 2019

Top 10

Investa Commercial Property Fund	4.8%
Healthcare Wholesale Property Trust	3.5%
Morrison & Co Growth Infrastructure Fund	1.1%
Microsoft Corporation	0.9%
Westpac Banking Corporation	0.9%
National Australia Bank Limited	0.9%
Government Of Australia 4.25% 21-apr-2026	0.8%
Alphabet Inc. Class A	0.8%
Government Of Australia 4.75% 21-apr-2027	0.8%
Government Of Australia 5.75% 15-may-2021	0.7%

Ratings and awards

RIAA rating:



UNPRI signatory:



Why invest ethically?

Portfolio diversification: Diversify your portfolio by investing in companies and sectors not well covered by other fund managers and brokers.

Help build a better world: Invest in the new, low-carbon economy, fund medical and technology breakthroughs, efficient transport and more.

Promote human rights: We strive to avoid any investment in companies involved in the poor treatment of asylum seekers or the exploitation of workers through poor working conditions.

Need Help?

Contact us between 9:00am-5:00pm

AEST Monday-Friday on:

t 1800 021 227

f 02 9252 1987

e investors@australianethical.com.au

w australianethical.com.au

Australian Ethical Investment Ltd

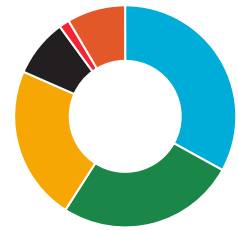
c/o Boardroom Pty Ltd

GPO Box 3993

Sydney NSW 2001

Asset allocation

 Australian & NZ Shares	33.0%
 International Shares	26.0%
 Australian Fixed Interest	22.5%
 Property	8.4%
 Alternative Assets	1.5%
 Cash, FRN's and short duration fixed interest	8.5%



Australian Ethical Investment Ltd (ABN 47 003 188 930, AFSL 229949) is the Responsible Entity of the Australian Ethical managed funds. This information is of a general nature and is not intended to provide you with financial advice or take into account your personal objectives, financial situation or needs. Before acting on the information, consider its appropriateness to your circumstances and read the Financial Services Guide (FSG) and relevant product disclosure statement (PDS) available at www.australianethical.com.au/managedfunds/pds. You may wish to seek independent financial advice from a licensed financial adviser before making an investment decision. The performance of your investment in the Australian Ethical is not guaranteed; past performance is not a reliable indicator of future performance. The information contained in this document is believed to be accurate at the time of compilation.

Where MSCI data is used, data is the property of MSCI. No use or distribution without written consent. Data provided "as is" without any warranties. MSCI assumes no liability for or in connection with the data. For full MSCI and RIAA disclaimer, please see <https://www.australianethical.com.au/sources/>