

Australian Ethical is one of Australia's leading ethical fund managers. By investing responsibly in well-managed ethical companies, we deliver competitive financial performance to our clients and positive change to society and the environment. Since our inception in 1986, our Ethical Charter has guided all investment decisions and underpinned our business practices. Every year 10 per cent of our profits* are distributed to charitable organisations and social impact initiatives through The Australian Ethical Foundation.

Investment objective

To provide long-term growth by investing in small capitalisation companies that meet the Australian Ethical Charter.

Price information

Pricing frequency: Daily

Buy/Sell spread: 0.20%/0.20%

Fund facts

Fund size: \$5.22m

Benchmark: S&P ASX Small Industrials

Asset class: Equity

Inception date: 30/06/2015

Minimum investment timeframe: 7 Years

Risk level: Very high

Identifiers

APIR code: AUG0026AU

Distributions

Frequency: 2

Dates: 30/06, 31/12

Fees

Management costs - PDS: 1.99%

Performance fee: 20%

Minimum initial investment: \$1,000
\$500 with a Regular investor plan

Additional transactional and operational costs: 0.00%

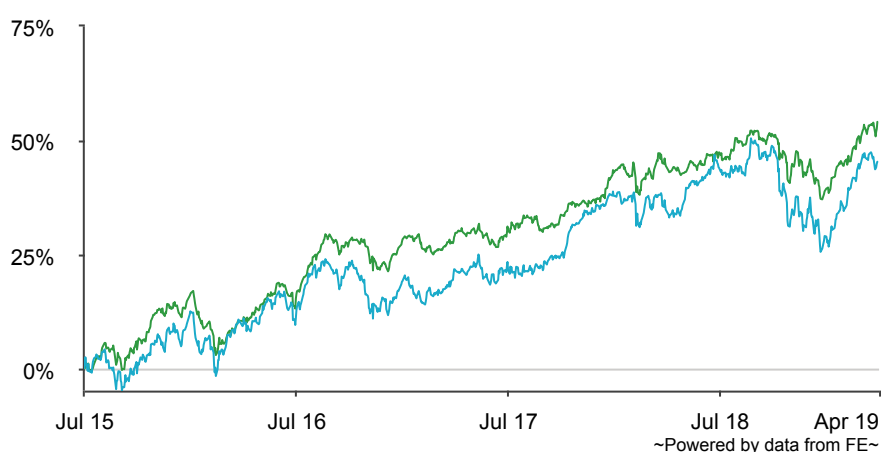
A full explanation of all the fees and costs that you may be charged for investing in the Fund is provided in the Fund's Product Disclosure Statements available from our website australianethical.com.au

*(after tax, before bonus expense)

Investment strategy

The opportunity to invest in a diversified portfolio of shares in small capitalisation companies on the basis of their social, environmental and financial credentials. The Fund utilises an active stock-picking management style with stocks selected for growth rather than income. All stocks are chosen on the basis of relative value where we deem the risks are being adequately priced.

Cumulative performance (as at 31/03/2019)



■ Australian Ethical Emerging Companies
■ Benchmark

Performance (as at 31/03/2019)

	1m	3m	6m	1y	3y	5y	10y	Since inception
Fund	2.8%	10.5%	1.7%	6.7%	11.5%	-	-	12.2%
Benchmark	0.4%	12.7%	-2.4%	7.8%	9.4%	-	-	10.5%

Calendar Performance (as at end 2018)

	CY2018	CY2017	CY2016	CY2015	CY2014
Fund	-2.4%	11.4%	10.1%	-	-
Benchmark	-6.5%	15.7%	6.2%	-	-

Source: FE.

Total returns are calculated using the sell (exit) price, net of management fees and gross of tax as if distributions of income have been reinvested at the actual distribution reinvestment price. The actual returns received by an investor will depend on the timing, buy and exit prices of individual transactions. Return of capital and the performance of your investment in the fund are not guaranteed. Past performance is not a reliable indicator of future performance. Figures showing a period of less than one year have not been adjusted to show an annual total return. Figures for periods of greater than one year are on a per annum compound basis. The current benchmark may not have been the benchmark over all periods shown in the above chart and tables. The calculation of the benchmark performance links the performance of previous benchmarks and the current benchmark over the relevant time periods.

Top 10

Contact Energy Limited	3.5%
Rhipe Limited	3.5%
Bigtincan Holdings Ltd	3.4%
Healius Limited	3.4%
Macquarie Telecom Group Limited	3.1%
Janison Education Group Ltd.	3.0%
EQT Holdings Ltd.	2.9%
Capitol Health Limited	2.9%
EROAD Limited	2.8%
Cyclopharm Limited	2.6%

Ratings and awards

RIAA rating:



CERTIFIED BY RIAA

UNPRI signatory:



Why invest ethically?

Portfolio diversification: Diversify your portfolio by investing in companies and sectors not well covered by other fund managers and brokers.

Help build a better world: Invest in the new, low-carbon economy, fund medical and technology breakthroughs, efficient transport and more.

Promote human rights: We strive to avoid any investment in companies involved in the poor treatment of asylum seekers or the exploitation of workers through poor working conditions.

Need Help?

Contact us between 9:00am-5:00pm

AEST Monday-Friday on:

t 1800 021 227

f 02 9252 1987

e investors@australianethical.com.au

w australianethical.com.au

Australian Ethical Investment Ltd

c/o Boardroom Pty Ltd

GPO Box 3993

Sydney NSW 2001

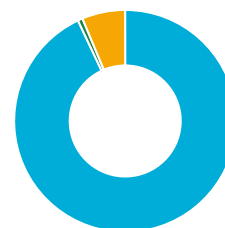
Sector allocation

Information Technology	26.4%
Health Care	21.7%
Financials	15.3%
Utilities	8.7%
Consumer Discretionary	6.6%
Communication Services	5.4%
Materials	3.1%
Industrials	2.5%
Consumer Staples	2.2%
Other	8.0%



Asset allocation

Australian & NZ Small Cap	93.0%
Unlisted Equity	0.7%
Cash	6.3%



Commentary

The Emerging Companies Fund returned 10.5% (10.8% Wholesale fund) for the March quarter, underperforming the benchmark (12.7%) and returning some of its excess performance from the December 2018 quarter.

The investor fear we saw in late 2018 eased with share market confidence returning on expectations of China and the US resolving their trade dispute and lower global interest rates.

At the sector level, consumer discretionary and healthcare took a dip in investment performance. Some of the underperformance is explained by high multiple companies not held by the fund benefiting from strong share market momentum in the quarter.

The Fund's strongest performer was enterprise software company BigTinCan which continues to grow its software-as-a-service revenues. We're also starting to see sales enablement emerging as a distinct category of content management software.

Also performing well is Rhipe, which resells predominately Microsoft cloud software and is benefiting from the growth of Office365 and Microsoft Azure.

The third strongest performer was aerial mapping software company Nearnmap, which appreciated strongly after announcing impressive sales figures in the first half. Bravura Solutions reported a strong 2019 first half result while providing guidance for an improved full year result.

Australian Ethical Emerging Companies (Wholesale)

FUND PROFILE - 31 MARCH 2019

Australian Ethical is one of Australia's leading ethical fund managers. By investing responsibly in well-managed ethical companies, we deliver competitive financial performance to our clients and positive change to society and the environment. Since our inception in 1986, our Ethical Charter has guided all investment decisions and underpinned our business practices. Every year 10 per cent of our profits* are distributed to charitable organisations and social impact initiatives through The Australian Ethical Foundation.

Investment objective

To provide long-term growth by investing in small capitalisation companies that meet the Australian Ethical Charter.

Price information

Pricing frequency:	Daily
Buy/Sell spread:	0.20%/0.20%

Fund facts

Fund size:	\$46.57m
Benchmark:	S&P ASX Small Industrials
Asset class:	Equity
Inception date:	30/06/2015
Minimum investment timeframe:	7 Years
Risk level:	Very high

Identifiers

ISIN code:	AU60AUG00275
APIR code:	AUG0027AU

Distributions

Frequency:	2
Dates:	30/06, 31/12

Fees

Management costs - PDS:	1.20%
Performance fee:	20%
Minimum initial investment:	\$25,000
Additional transactional and operational costs:	0.06%

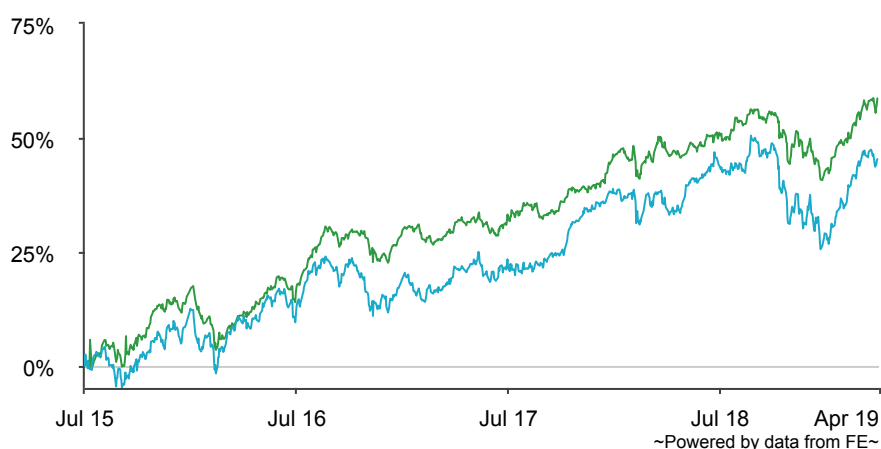
A full explanation of all the fees and costs that you may be charged for investing in the Fund is provided in the Fund's Product Disclosure Statements available from our website australianethical.com.au

*(after tax, before bonus expense)

Investment strategy

The opportunity to invest in a diversified portfolio of shares in small capitalisation companies on the basis of their social, environmental and financial credentials. The Fund utilises an active stock-picking management style with stocks selected for growth rather than income. All stocks are chosen on the basis of relative value where we deem the risks are being adequately priced.

Cumulative performance (as at 31/03/2019)



- Australian Ethical Emerging Companies
- Benchmark

Performance (as at 31/03/2019)

	1m	3m	6m	1y	3y	5y	10y	Since inception
Fund	2.6%	10.8%	1.9%	7.6%	12.4%	-	-	13.1%
Benchmark	0.4%	12.7%	-2.4%	7.8%	9.4%	-	-	10.5%

Calendar Performance (as at end 2018)

	CY2018	CY2017	CY2016	CY2015	CY2014
Fund	-1.8%	12.3%	10.9%	-	-
Benchmark	-6.5%	15.7%	6.2%	-	-

Source: FE.

Total returns are calculated using the sell (exit) price, net of management fees and gross of tax as if distributions of income have been reinvested at the actual distribution reinvestment price. The actual returns received by an investor will depend on the timing, buy and exit prices of individual transactions. Return of capital and the performance of your investment in the fund are not guaranteed. Past performance is not a reliable indicator of future performance. Figures showing a period of less than one year have not been adjusted to show an annual total return. Figures for periods of greater than one year are on a per annum compound basis. The current benchmark may not have been the benchmark over all periods shown in the above chart and tables. The calculation of the benchmark performance links the performance of previous benchmarks and the current benchmark over the relevant time periods.

Australian Ethical Emerging Companies (Wholesale)

FUND PROFILE - 31 MARCH 2019

Top 10

Contact Energy Limited	3.5%
Rhipe Limited	3.5%
Bigtincan Holdings Ltd	3.4%
Healius Limited	3.4%
Macquarie Telecom Group Limited	3.1%
Janison Education Group Ltd.	3.0%
EQT Holdings Ltd.	2.9%
Capitol Health Limited	2.9%
EROAD Limited	2.8%
Cyclopharm Limited	2.6%

Ratings and awards

RIAA rating:



UNPRI signatory:



Why invest ethically?

Portfolio diversification: Diversify your portfolio by investing in companies and sectors not well covered by other fund managers and brokers.

Help build a better world: Invest in the new, low-carbon economy, fund medical and technology breakthroughs, efficient transport and more.

Promote human rights: We strive to avoid any investment in companies involved in the poor treatment of asylum seekers or the exploitation of workers through poor working conditions.

Need Help?

Contact us between 9:00am-5:00pm

AEST Monday-Friday on:

t 1800 021 227

f 02 9252 1987

e investors@australianethical.com.au

w australianethical.com.au

Australian Ethical Investment Ltd

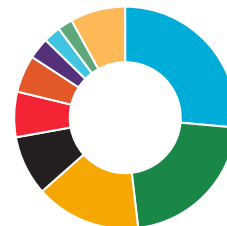
c/o Boardroom Pty Ltd

GPO Box 3993

Sydney NSW 2001

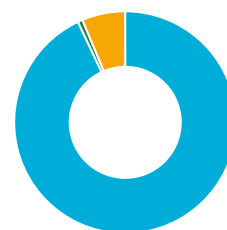
Sector allocation

Information Technology	26.4%
Health Care	21.7%
Financials	15.3%
Utilities	8.7%
Consumer Discretionary	6.6%
Communication Services	5.4%
Materials	3.1%
Industrials	2.5%
Consumer Staples	2.2%
Other	8.0%



Asset allocation

Australian & NZ Small Cap	93.0%
Unlisted Equity	0.7%
Cash	6.3%



Commentary

The Emerging Companies Fund returned 10.5% (10.8% Wholesale fund) for the March quarter, underperforming the benchmark (12.7%) and returning some of its excess performance from the December 2018 quarter.

The investor fear we saw in late 2018 eased with share market confidence returning on expectations of China and the US resolving their trade dispute and lower global interest rates.

At the sector level, consumer discretionary and healthcare took a dip in investment performance. Some of the underperformance is explained by high multiple companies not held by the fund benefiting from strong share market momentum in the quarter.

The Fund's strongest performer was enterprise software company BigTinCan which continues to grow its software-as-a-service revenues. We're also starting to see sales enablement emerging as a distinct category of content management software.

Also performing well is Rhipe, which resells predominately Microsoft cloud software and is benefiting from the growth of Office365 and Microsoft Azure.

The third strongest performer was aerial mapping software company Nearmap, which appreciated strongly after announcing impressive sales figures in the first half. Bravura Solutions reported a strong 2019 first half result while providing guidance for an improved full year result.

Australian Ethical Investment Ltd (ABN 47 003 188 930, AFSL 229949) is the Responsible Entity of the Australian Ethical managed funds. This information is of a general nature and is not intended to provide you with financial advice or take into account your personal objectives, financial situation or needs. Before acting on the information, consider its appropriateness to your circumstances and read the Financial Services Guide (FSG) and relevant product disclosure statement (PDS) available at www.australianethical.com.au/managedfunds/pds. You may wish to seek independent financial advice from a licensed financial adviser before making an investment decision. The performance of your investment in the Australian Ethical is not guaranteed; past performance is not a reliable indicator of future performance. The information contained in this document is believed to be accurate at the time of compilation.

Where MSCI data is used, data is the property of MSCI. No use or distribution without written consent. Data provided "as is" without any warranties. MSCI assumes no liability for or in connection with the data. For full MSCI and RIAA disclaimer, please see <https://www.australianethical.com.au/sources/>