

# Australian Ethical Australian Shares Fund



FUND PROFILE - 31 DECEMBER 2018

Australian Ethical is one of Australia's leading ethical fund managers. By investing responsibly in well-managed ethical companies, we deliver competitive financial performance to our clients and positive change to society and the environment. Since our inception in 1986, our Ethical Charter has guided all investment decisions and underpinned our business practices. Every year 10 per cent of our profits\* are distributed to charitable organisations and social impact initiatives through The Australian Ethical Foundation.

## Investment objective

To provide long-term growth focusing on Australian companies that meet the Australian Ethical Charter.

## Price information

Pricing frequency: Daily

Buy/Sell spread: 0.20%/0.20%

## Fund facts

Fund size: \$137.10m

Benchmark: S&P ASX Small Industrials

Asset class: Equity

Inception date: 19/09/1994

Minimum investment timeframe: 7 Years

Risk level: Very high

## Identifiers

ISIN code: AU60AUG00028

APIR code: AUG0002AU

## Distributions

Frequency: 2

Dates: 30/06, 31/12

## Fees

Management fees - PDS: 1.99%

Minimum initial investment: \$1,000  
\$500 with a Regular investor plan

Additional transactional and operational costs: 0.07%

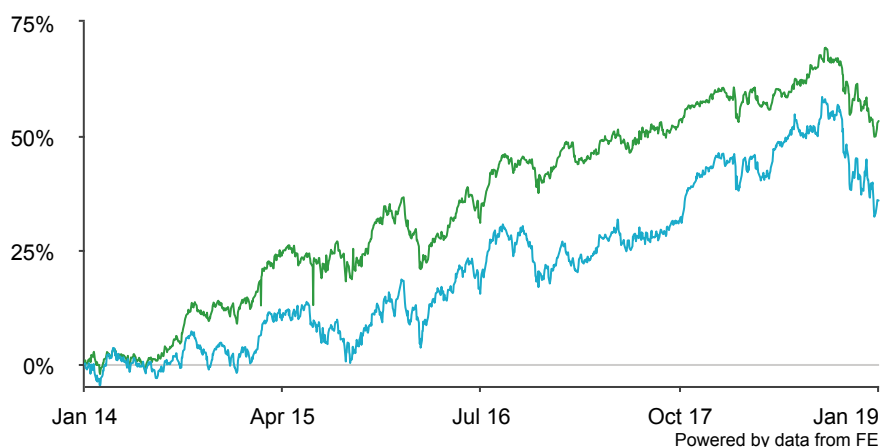
A full explanation of all the fees and costs that you may be charged for investing in the Fund is provided in the Fund's Product Disclosure Statements available from our website [australianethical.com.au](http://australianethical.com.au)

\*(after tax, before bonus expense)

## Investment strategy

The opportunity to invest in a diversified share portfolio of companies predominately listed on the ASX and selected on the basis of their social, environmental and financial credentials. The Fund utilises an active stock-picking management style with stocks generally selected for growth rather than income, with a bias towards smaller capitalisation stocks listed on the ASX. All stocks are chosen on the basis of relative value where we deem the risks are being adequately priced.

## Cumulative performance (as at 31/12/2018)



■ Australian Ethical Australian Shares  
■ Benchmark

## Performance (as at 31/12/2018)

	1m	3m	6m	1y	3y	5y	10y	Since inception
Fund	-2.3%	-8.2%	-5.3%	-4.1%	4.0%	8.9%	10.0%	9.5%
Benchmark	-3.9%	-13.4%	-10.4%	-6.5%	4.7%	6.3%	9.8%	6.8%

## Calendar Performance (as at end 2018)

	CY2018	CY2017	CY2016	CY2015	CY2014
Fund	-4.1%	9.0%	7.5%	19.9%	13.7%
Benchmark	-6.5%	15.7%	6.2%	15.0%	2.8%

Source: FE.

Total returns are calculated using the sell (exit) price, net of management fees and gross of tax as if distributions of income have been reinvested at the actual distribution reinvestment price. The actual returns received by an investor will depend on the timing, buy and exit prices of individual transactions. Return of capital and the performance of your investment in the fund are not guaranteed. Past performance is not a reliable indicator of future performance. Figures showing a period of less than one year have not been adjusted to show an annual total return. Figures for periods of greater than one year are on a per annum compound basis. The current benchmark may not have been the benchmark over all periods shown in the above chart and tables. The calculation of the benchmark performance links the performance of previous benchmarks and the current benchmark over the relevant time periods.

# Australian Ethical Australian Shares Fund

FUND PROFILE - 31 DECEMBER 2018

## Top 10

Westpac Banking Corporation	4.3%
Macquarie Telecom Group Limited	4.2%
National Australia Bank Limited	4.2%
Bendigo & Adelaide Bank Ltd.	3.8%
Contact Energy Limited	3.5%
Suncorp Group Limited	3.0%
Bank of Queensland Limited	3.0%
Mirvac Group	2.3%
EQT Holdings Ltd.	2.2%
Healius Limited	2.2%

## Ratings and awards

RIAA rating:



UNPRI signatory:



## Why invest ethically?

**Portfolio diversification:** Diversify your portfolio by investing in companies and sectors not well covered by other fund managers and brokers.

**Help build a better world:** Invest in the new, low-carbon economy, fund medical and technology breakthroughs, efficient transport and more.

**Promote human rights:** We strive to avoid any investment in companies involved in the poor treatment of asylum seekers or the exploitation of workers through poor working conditions.

## Need Help?

Contact us between 9:00am-5:00pm

AEST Monday-Friday on:

**t** 1800 021 227

**f** 02 9252 1987

**e** investors@australianethical.com.au

**w** [australianethical.com.au](http://australianethical.com.au)

Australian Ethical Investment Ltd

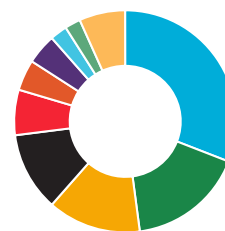
c/o Boardroom Pty Ltd

GPO Box 3993

Sydney NSW 2001

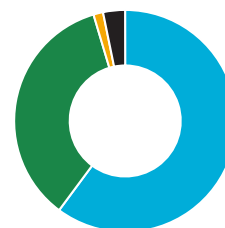
## Sector allocation

Financials	30.9%
Health Care	17.0%
Information Technology	13.6%
Utilities	11.5%
Consumer Discretionary	6.6%
Telecommunication Services	4.5%
Real Estate	4.4%
Consumer Staples	2.5%
Industrials	2.3%
Other	6.7%



## Asset allocation

Australian & NZ Small Cap	60.1%
Australian & NZ Large Cap	35.2%
Unlisted Equity	1.4%
Cash	3.2%



## Commentary

The Fund outperformed falling 8.2% vs the 13.4% decline of the S&P/ASX Small Industrials benchmark over the quarter.

At the sector level the Fund's low weighting in the poorly performing Consumer Discretionary sector (8.1% versus 24.4% of the portfolio) was the largest contributor to investment performance, with this sector falling 19.8%. Other strong contributing sectors included Financials, Healthcare and Utilities while the Fund's underweight in Property was a drag on performance.

At the stock level the strongest individual contributor over the quarter was childcare operator G8 Education (+41.5%) which benefited from signs of business stabilisation and an expanded Federal Government funding regime. Other strong performers included tissue company Asaleo which appreciated 26.2% after successfully divesting its retail tissue business and simultaneously deleveraging its balance sheet. Mercury Energy was the third strongest performer with investors seeking solace in defensive companies.