

Australian Ethical High Conviction SMA Portfolio

Portfolio Profile - 31/05/2026

Australian Ethical



Australian Ethical is one of Australia's leading ethical fund managers. By investing responsibly in well-managed ethical companies, we deliver competitive financial performance to our clients and positive change to society and the environment. Since our inception in 1986, our Ethical Charter has guided all investment decisions and underpinned our business practices. Every year 10 per cent of our profits¹ are distributed to charitable organisations and social impact initiatives through The Australian Ethical Foundation.

Investment objective

Our Australian Shares SMA offers clients the opportunity to invest in a portfolio of Australian companies that aligns with their own values – we restrict companies that cause unnecessary harm to people, animals, society and the environment and seek out positive, future-building companies across healthcare, technology, utilities and finance. The Portfolio aims to exceed the return of the S&P ASX300 Total Return Index after taking into account management expenses over a 7 year period.

Investment strategy

We apply ethical screening and fundamental investment analysis to give clients a responsible alternative to mainstream equity portfolios – all within the flexible and transparent structure of an SMA. Leveraging the team, process and 20 plus year track record² of our award-winning³ Australian Shares Fund, it provides a concentrated portfolio of 15 to 30 holdings with a large cap bias, and is shaped by our Ethical Charter.

Portfolio facts

| | |
|--------------------------------------|---------------------|
| Benchmark: | S&P ASX 300 |
| Asset class: | Australian equities |
| Inception date: | 16/04/2020 |
| Minimum investment timeframe: | 7 Years |
| Typical number of stocks: | 15-30 |
| Risk level: | High |

Fees

| | |
|------------------------------------|----------|
| MER: | 0.69% |
| Minimum initial investment: | \$25,000 |

¹(after tax, before bonus expense).

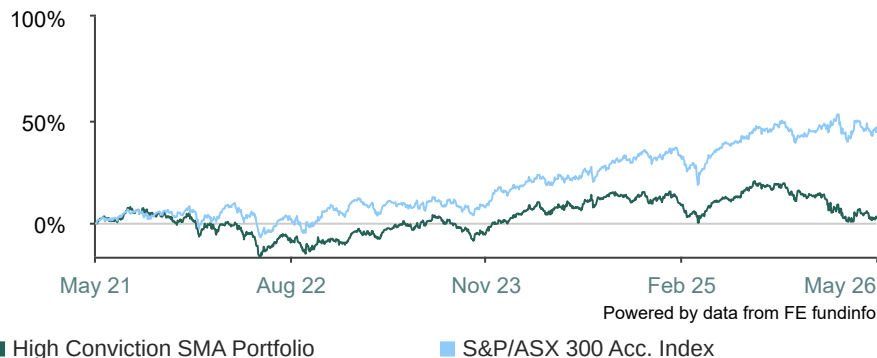
²Past performance is not a reliable indicator of future performance.

³Please refer to our website for the specific awards we have won, including the specific categories.

Platform availability

- Hub 24
- Netwealth
- Praemium

Cumulative performance (as at 31/05/2026)



Performance ⁴ (as at 31/05/2026)

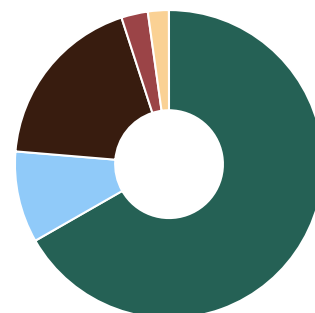
| | 1m | 3m | 6m | 1y | 3y | 5y | 10y | Since inception (ann.) |
|------------------------|-------|-------|--------|-------|-------|------|------|------------------------|
| Portfolio ⁵ | -1.0% | -5.3% | -10.8% | -7.3% | 1.5% | 0.7% | - | 7.6% |
| Benchmark | 1.2% | -4.0% | 2.8% | 7.0% | 11.0% | 7.9% | 8.3% | 12.1% |

⁴Past performance is not a reliable indicator of future performance.

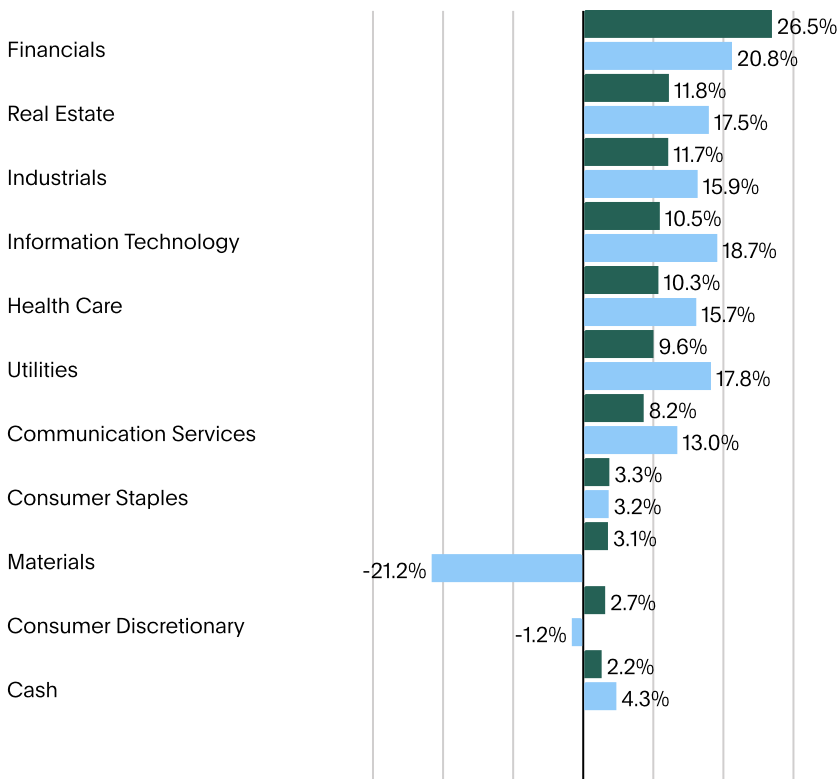
⁵Based on gross performance before management fees.

Asset allocation

| | |
|--------------------|-------|
| ASX 100 | 66.8% |
| ASX 100 Equivalent | 9.6% |
| ASX 200 | 18.7% |
| ASX 300 | 2.8% |
| Cash | 2.2% |



Sector Allocation



■ Portfolio ■ Benchmark

Top 5 holdings

| | |
|---|------|
| Goodman Group | 6.4% |
| Macquarie Group, Ltd. | 5.7% |
| Contact Energy Limited | 5.5% |
| ResMed Inc. CHESD Depository Interests on a ratio of 10 CDIs per ord.sh | 4.9% |
| CAR Group Limited | 4.6% |

Top 3 contributors to Portfolio return

| | |
|---------------|-------|
| Goodman Group | 7.1% |
| SiteMinder | 15.1% |
| Mercury | 6.7% |

Top 3 detractors from Portfolio return

| | |
|-------|--------|
| CSL | -22.3% |
| Pexa | -14.7% |
| Dexus | -10.0% |

Portfolio activity

Additions to the Portfolio

Removals from the Portfolio

Ratings

RIAA

Certification:



Lonsec

rating:



Need Help?

Contact us Monday-Friday on:

T 1800 021 227

F 02 9252 1987

E investors@australianethical.com.au

W australianethical.com.au

Australian Ethical Investment Ltd

c/o Boardroom Pty Ltd

GPO Box 3993

Sydney NSW 2001

Australian Ethical Investment Ltd (ABN 47 003 188 930, AFSL 229949) is the Responsible Entity of the Australian Ethical managed funds. This information is of a general nature and is not intended to provide you with financial advice or take into account your personal objectives, financial situation or needs. Before acting on the information, consider its appropriateness to your circumstances and read the Financial Services Guide (FSG). You may wish to seek independent financial advice from a licensed financial adviser before making an investment decision. The performance of your investment in the Australian Ethical is not guaranteed; past performance is not a reliable indicator of future performance. The information contained in this document is believed to be accurate at the time of compilation.

Performance information included in this document is calculated using data processed by third-party service providers. Standardised methodologies and rounding conventions may be applied by these service providers, resulting in minor differences compared with Australian Ethical's underlying source performance data.

Where MSCI data is used, data is the property of MSCI. No use or distribution without written consent. Data provided "as is" without any warranties. MSCI assumes no liability for or in connection with the data. For full MSCI and RIAA disclaimer, please see <https://www.australianethical.com.au/sources/>