

Australian Ethical is one of Australia's leading ethical fund managers. By investing responsibly in well-managed ethical companies, we deliver competitive financial performance to our clients and positive change to society and the environment. Since our inception in 1986, our Ethical Charter has guided all investment decisions and underpinned our business practices. Every year 10 per cent of our profits\* are distributed to charitable organisations and social impact initiatives through The Australian Ethical Foundation.

## Investment objective

To provide long-term growth focusing on Australian companies that meet our Ethical Criteria. The Fund aims to significantly exceed the return of the blended index after taking into account management costs over a 7 year period.

## Price information

**Pricing frequency:** Daily  
**Buy/Sell spread:** 0.15%/0.15%

## Fund facts

**Class size:** \$156.94m  
**Benchmark:** Composite benchmark  
**Asset class:** Equity  
**Inception date:** 19/09/1994

**Number of holdings:**

**Minimum investment timeframe:** 7 Years

**Risk level:** High

## Identifiers

**ISIN code:** AU60AUG00028  
**APIR code:** AUG0002AU

## Distributions

**Frequency:** 2  
**Dates:** 30/06, 31/12

## Fees

**Management costs - PDS:** 1.69%

**Minimum initial investment:** \$1,000  
 \$500 with a Regular investor plan

**Additional transactional and operational costs:** 0.04%

A full explanation of all the fees and costs that you may be charged for investing in the Fund is provided in the Fund's Product Disclosure Statements available from our website [australianethical.com.au](http://australianethical.com.au)

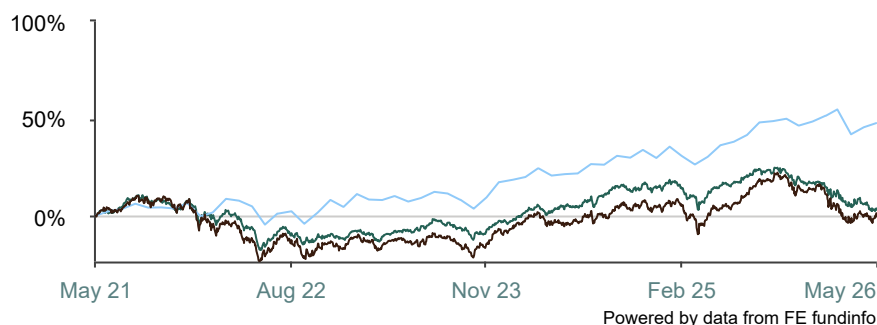
\*(after tax, before bonus expense)

\*\*The benchmark was the S&P/ASX Small Industrials Index from inception until 12 August 2019, the S&P/ASX 300 Accumulation Index from 13 August 2019 to 29 September 2023, and a composite of 65% S&P/ASX 100 Accumulation Index and 35% S&P/ASX Small Ordinaries Accumulation Index thereafter.

## Investment strategy

The opportunity to invest in a diversified share portfolio of companies predominately listed on the ASX and selected on the basis of their social, environmental and financial credentials. The Fund utilises an active stock-picking management style with stocks generally selected for growth rather than income, with a bias towards smaller capitalisation stocks listed on the ASX. All stocks are chosen on the basis of relative value where we deem the risks are being adequately priced.

## Cumulative performance (as at 31/05/2026)



- Australian Ethical Australian Shares
- Composite Benchmark\*\*
- S&P/ASX Small Indust.

## Performance (as at 31/05/2026)

	1m	3m	6m	1y	3y	5y	10y	Since inception (ann.)
Fund	-2.0%	-8.3%	-13.6%	-10.2%	4.1%	0.7%	6.4%	9.0%
Composite Benchmark**	1.5%	-4.6%	0.8%	8.3%	11.3%	8.1%	8.4%	7.5%
S&P/ASX Small Indust.	1.7%	-4.5%	-12.4%	-2.4%	5.6%	0.2%	4.6%	6.4%

## Calendar Performance (as at end 2025)

	CY2025	CY2024	CY2023	CY2022	CY2021
Fund	2.2%	17.2%	10.3%	-17.6%	14.2%
Composite Benchmark**	14.5%	10.6%	12.2%	-1.8%	17.5%
S&P/ASX Small Indust.	8.8%	12.1%	11.4%	-21.8%	13.7%

Source: FE fundinfo.

Total returns are calculated using the sell (exit) price, net of management fees and gross of tax as if distributions of income have been reinvested at the actual distribution reinvestment price. The actual returns received by an investor will depend on the timing, buy and exit prices of individual transactions. Return of capital and the performance of your investment in the fund are not guaranteed. Past performance is not a reliable indicator of future performance. Figures showing a period of less than one year have not been adjusted to show an annual total return. Figures for periods of greater than one year are on a per annum compound basis. The current benchmark may not have been the benchmark over all periods shown in the above chart and tables. The calculation of the benchmark performance links the performance of previous benchmarks and the current benchmark over the relevant time periods.

# Australian Ethical Australian Shares Fund

Fund Profile - 31 May 2026

Australian  
Ethical



## Top 10

QUBE HOLDINGS LTD	3.8%
MACQUARIE GROUP LTD	3.4%
CONTACT ENERGY LTD	3.3%
INSURANCE AUSTRALIA GROUP LTD	3.2%
WESTPAC BANKING CORPORATION ORD F/PD SHARES	2.9%
NIB HOLDINGS LTD	2.9%
NATIONAL AUSTRALIA BANK	2.9%
BENDIGO AND ADELAIDE BANK LIMITED	2.7%
MIRVAC GROUP STAPLED SECURITIES	2.7%
PEXA GROUP LTD	2.5%

## Ratings and awards

### RIAA Certification:



### Lonsec rating:



### Zenith rating:



## Why invest ethically?

**Portfolio diversification:** Diversify your portfolio by investing in companies and sectors not well covered by other fund managers and brokers.

**Help build a better world:** Invest in the new, low-carbon economy, fund medical and technology breakthroughs, efficient transport and more.

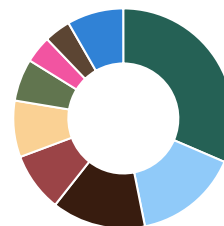
**Promote human rights:** We strive to avoid any investment in companies involved in the poor treatment of asylum seekers or the exploitation of workers through poor working conditions.

## Need Help?

Contact us Monday-Friday on:  
**T** 1800 021 227  
**F** 02 9252 1987  
**E** [investors@australianethical.com.au](mailto:investors@australianethical.com.au)  
**W** [australianethical.com.au](http://australianethical.com.au)  
Australian Ethical Investment Ltd  
c/o Boardroom Pty Ltd  
GPO Box 3993  
Sydney NSW 2001

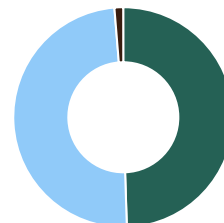
## Sector allocation

Financials	31.5%
Health Care	15.4%
Information Technology	13.8%
Industrials	8.7%
Utilities	8.3%
Real Estate	6.2%
Communication Services	4.0%
Consumer Staples	3.9%
Other	8.3%



## Asset allocation

Australian & NZ Small Cap	49.5%
Australian & NZ Large Cap	49.2%
Cash	1.3%



Australian Ethical Investment Ltd (ABN 47 003 188 930, AFSL 229949) is the Responsible Entity of the Australian Ethical managed funds. This information is of a general nature and is not intended to provide you with financial advice or take into account your personal objectives, financial situation or needs. Before acting on the information, consider its appropriateness to your circumstances and read the Financial Services Guide (FSG) and relevant product disclosure statement (PDS) and target market determination (TMD) available at [www.australianethical.com.au/managedfunds/pds](http://www.australianethical.com.au/managedfunds/pds). You may wish to seek independent financial advice from a licensed financial adviser before making an investment decision. The performance of your investment in the Australian Ethical is not guaranteed; past performance is not a reliable indicator of future performance. The information contained in this document is believed to be accurate at the time of compilation.

*Performance information included in this document is calculated using data processed by third-party service providers. Standardised methodologies and rounding conventions may be applied by these service providers, resulting in minor differences compared with Australian Ethical's underlying source performance data.*

Where MSCI data is used, data is the property of MSCI. No use or distribution without written consent. Data provided "as is" without any warranties. MSCI assumes no liability for or in connection with the data. For full MSCI and RIAA disclaimer, please see <https://www.australianethical.com.au/sources/>

More information on the published rating(s) and the issuer(s) is available at [www.australianethical.com.au/investments/investment-platforms/](http://www.australianethical.com.au/investments/investment-platforms/)