

# Australian Ethical Income Fund

Fund Profile - 28 February 2026

Australian  
Ethical



Australian Ethical is one of Australia's leading ethical fund managers. By investing responsibly in well-managed ethical companies, we deliver competitive financial performance to our clients and positive change to society and the environment. Since our inception in 1986, our Ethical Charter has guided all investment decisions and underpinned our business practices. Every year 10 per cent of our profits\* are distributed to charitable organisations and social impact initiatives through The Australian Ethical Foundation.

## Investment objective

To generate an income stream consistent with prevailing short-term interest rates while minimising the risk of capital loss and meeting our Ethical Criteria. The Fund aims to exceed the return of the Bloomberg AusBond Bank Bill after taking into account management costs over a 1 year period.

## Price information

Pricing frequency: Daily

Buy/Sell spread: 0.00%/0.00%

## Fund facts

Class size: \$12.98m

Benchmark: Bloomberg AusBond Bank Bill

Asset class: Money Market

Inception date: 26/11/1997

Minimum investment timeframe: 1 year

Risk level: Very low

## Identifiers

ISIN code: AU60AUG00036

APIR code: AUG0003AU

## Distributions

Frequency: 2

Dates: 30/06, 31/12

## Fees

Management costs - PDS: 0.20%

Minimum initial investment: \$10,000

Additional transactional and operational costs: 0.00%

A full explanation of all the fees and costs that you may be charged for investing in the Fund is provided in the Fund's Product Disclosure Statements available from our website [australianethical.com.au](http://australianethical.com.au)

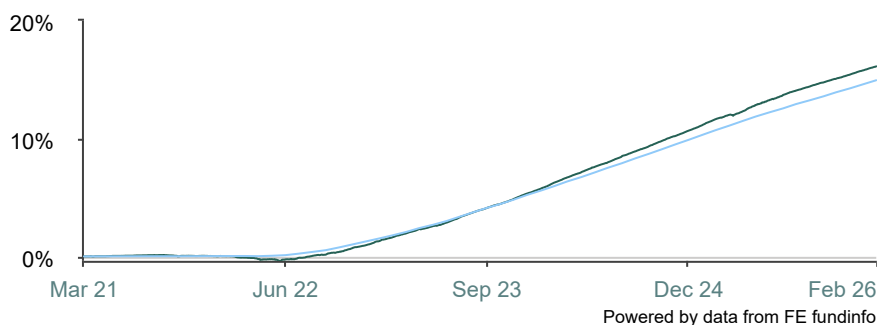
\*(after tax, before bonus expense)

\*\*The Benchmark was the Australian 90 Day Bank Bill from inception to 13 Aug 2019 and is the Bloomberg AusBond Bank Bill Index thereafter.

## Investment strategy

The opportunity to invest in a diversified portfolio of interest-bearing investments generating income. The Fund is invested in short-dated deposits, high grade mortgage-backed securities, State and Commonwealth Government Bonds, and bank and other corporate bonds. As such, the returns of the Fund tend to move in line with the general level of interest rates.

## Cumulative performance (as at 28/02/2026)



■ Australian Ethical Income

■ Composite Benchmark\*\*

## Performance (as at 28/02/2026)

	1m	3m	6m	1y	3y	5y	10y	Since inception (ann.)
Fund	0.3%	0.9%	1.8%	4.0%	4.5%	3.0%	2.2%	3.6%
Composite Benchmark**	0.3%	0.9%	1.8%	3.8%	4.1%	2.8%	2.1%	3.9%

## Calendar Performance (as at end 2025)

	CY2025	CY2024	CY2023	CY2022	CY2021
Fund	4.3%	5.1%	4.3%	0.9%	0.1%
Composite Benchmark**	4.0%	4.5%	3.9%	1.3%	0.0%

Source: FE fundinfo.

Total returns are calculated using the sell (exit) price, net of management fees and gross of tax as if distributions of income have been reinvested at the actual distribution reinvestment price. The actual returns received by an investor will depend on the timing, buy and exit prices of individual transactions. Return of capital and the performance of your investment in the fund are not guaranteed. Past performance is not a reliable indicator of future performance. Figures showing a period of less than one year have not been adjusted to show an annual total return. Figures for periods of greater than one year are on a per annum compound basis. The current benchmark may not have been the benchmark over all periods shown in the above chart and tables. The calculation of the benchmark performance links the performance of previous benchmarks and the current benchmark over the relevant time periods.

# Australian Ethical Income Fund

Fund Profile - 28 February 2026

Australian Ethical



## Top 10

Government of Australia	15.0%
New South Wales Treasury Corp.	13.1%
Commonwealth Bank of Australia	9.7%
Westpac Banking Corporation	9.4%
National Australia Bank Limited	9.1%
International Bank for Reconstruction & Development	4.4%
Bank of Queensland Limited	3.7%
Credit Union Australia Limited	3.6%
Mystate Bank Ltd.	3.3%
IMB Ltd. (Australia)	3.3%

## Ratings and awards

### RIAA Certification:



## Why invest ethically?

**Portfolio diversification:** Diversify your portfolio by investing in companies and sectors not well covered by other fund managers and brokers.

**Help build a better world:** Invest in the new, low-carbon economy, fund medical and technology breakthroughs, efficient transport and more.

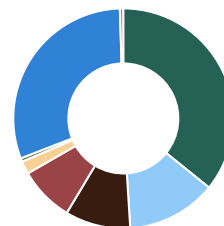
**Promote human rights:** We strive to avoid any investment in companies involved in the poor treatment of asylum seekers or the exploitation of workers through poor working conditions.

## Need Help?

Contact us Monday-Friday on:  
**T** 1800 021 227  
**F** 02 9252 1987  
**E** [investors@australianethical.com.au](mailto:investors@australianethical.com.au)  
**W** [australianethical.com.au](http://australianethical.com.au)  
Australian Ethical Investment Ltd  
c/o Boardroom Pty Ltd  
GPO Box 3993  
Sydney NSW 2001

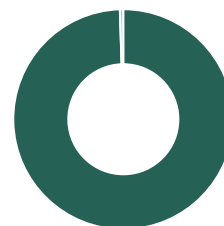
## Sector allocation

Bank Senior Debt	35.8%
State Government	13.2%
Government	9.6%
Bank Covered Bonds	8.1%
RMBS	1.9%
Corporate Credit	0.5%
Other	30.4%
Cash	0.5%



## Asset allocation

Australian Interest Bearing Investments	99.5%
Cash	0.5%



Australian Ethical Investment Ltd (ABN 47 003 188 930, AFSL 229949) is the Responsible Entity of the Australian Ethical managed funds. This information is of a general nature and is not intended to provide you with financial advice or take into account your personal objectives, financial situation or needs. Before acting on the information, consider its appropriateness to your circumstances and read the Financial Services Guide (FSG) and relevant product disclosure statement (PDS) and target market determination (TMD) available at [www.australianethical.com.au/managedfunds/pds](http://www.australianethical.com.au/managedfunds/pds). You may wish to seek independent financial advice from a licensed financial adviser before making an investment decision. The performance of your investment in the Australian Ethical is not guaranteed; past performance is not a reliable indicator of future performance. The information contained in this document is believed to be accurate at the time of compilation.

Where MSCI data is used, data is the property of MSCI. No use or distribution without written consent. Data provided "as is" without any warranties. MSCI assumes no liability for or in connection with the data. For full MSCI and RIAA disclaimer, please see <https://www.australianethical.com.au/sources/>