



Australian Ethical is one of Australia’s leading ethical fund managers. By investing responsibly in well-managed ethical companies, we deliver competitive financial performance to our clients and positive change to society and the environment. Since our inception in 1986, our Ethical Charter has guided all investment decisions and underpinned our business practices. Every year 10 per cent of our profits\* are distributed to charitable organisations and social impact initiatives through The Australian Ethical Foundation.

Investment objective

To provide long-term growth accompanied by high levels of risk through investment in overseas companies. The Fund aims to track MSCI World Index ex Australia (AUD) Net, before taking into account fees and expenses over a 3 year period.

Price information

Pricing frequency:	Daily
Buy/Sell spread:	0.05%/0.05%

Fund facts

Class size:	\$5.83m
Benchmark:	MSCI World Index ex Australia (AUD)
Asset class:	Equity
Inception date:	13/06/2007
Minimum investment timeframe:	7 Years
Risk level:	High

Identifiers

ISIN code:	AU60AUG00069
APIR code:	AUG0006AU

Distributions

Frequency:	2
Dates:	30/06, 31/12

Fees

Management costs - PDS:	0.99%
Minimum initial investment:	\$1,000 \$500 with a Regular investor plan
Additional transactional and operational costs:	0.01%

A full explanation of all the fees and costs that you may be charged for investing in the Fund is provided in the Fund’s Product Disclosure Statements available from our website [australianethical.com.au](http://australianethical.com.au)

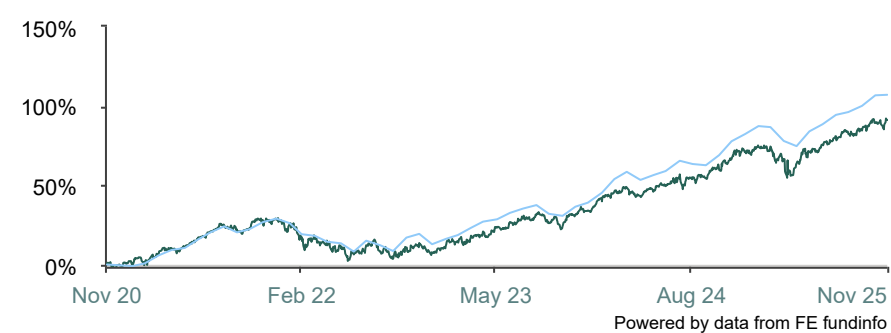
\*(after tax, before bonus expense)

\*\*The Benchmark was the MSCI Global Climate to 30 June 2016 and is the MSCI World ex Australia from thereafter.

Investment strategy

The opportunity to invest in a diversified portfolio of companies listed on international stock exchanges, which meet the Australian Ethical Charter.

Cumulative performance (as at 30/11/2025)



■ Australian Ethical International Shares  
■ Benchmark\*\*

Performance (as at 30/11/2025)

	1m	3m	6m	1y	3y	5y	10y	Since inception (ann.)
Fund	0.9%	4.8%	11.5%	14.7%	18.9%	13.8%	10.9%	6.2%
Benchmark**	0.2%	5.5%	12.5%	16.5%	20.2%	15.7%	13.1%	9.3%

Calendar Performance (as at end 2025)

	CY2025	CY2024	CY2023	CY2022	CY2021
Fund	14.7%	27.1%	15.4%	-9.9%	26.1%
Benchmark**	16.5%	30.2%	14.4%	-5.9%	26.8%

Source: FE fundinfo.

Total returns are calculated using the sell (exit) price, net of management fees and gross of tax as if distributions of income have been reinvested at the actual distribution reinvestment price. The actual returns received by an investor will depend on the timing, buy and exit prices of individual transactions. Return of capital and the performance of your investment in the fund are not guaranteed. Past performance is not a reliable indicator of future performance. Figures showing a period of less than one year have not been adjusted to show an annual total return. Figures for periods of greater than one year are on a per annum compound basis. The current benchmark may not have been the benchmark over all periods shown in the above chart and tables. The calculation of the benchmark performance links the performance of previous benchmarks and the current benchmark over the relevant time periods.

# Australian Ethical International Shares Fund

Fund Profile - 30 November 2025

Australian  
Ethical



## Top 10

NVIDIA CORPORATION	5.5%
APPLE INC	5.4%
MICROSOFT CORP	4.7%
ALPHABET INC-CL A	4.5%
BROADCOM INC	2.4%
META PLATFORMS INC	2.0%
VISA INCORPORATED CLASS A SHARES	1.5%
MASTERCARD INC CLASS A	1.3%
LILLY (ELI) & CO	1.2%
CISCO SYSTEMS INC	1.1%

## Ratings and awards

RIAA Certification:



## Why invest ethically?

**Portfolio diversification:** Diversify your portfolio by investing in companies and sectors not well covered by other fund managers and brokers.

**Help build a better world:** Invest in the new, low-carbon economy, fund medical and technology breakthroughs, efficient transport and more.

**Promote human rights:** We strive to avoid any investment in companies involved in the poor treatment of asylum seekers or the exploitation of workers through poor working conditions.

## Need Help?

Contact us Monday-Friday on:

**T** 1800 021 227

**F** 02 9252 1987

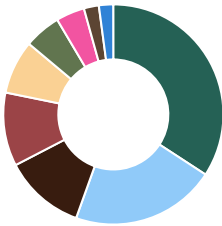
**E** [investors@australianethical.com.au](mailto:investors@australianethical.com.au)

**W** [australianethical.com.au](http://australianethical.com.au)

Australian Ethical Investment Ltd  
c/o Boardroom Pty Ltd  
GPO Box 3993  
Sydney NSW 2001

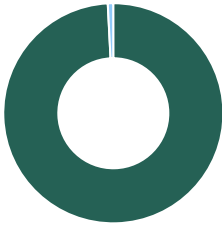
## Sector allocation

Information Technology	34.2%
Financials	21.3%
Industrials	11.9%
Communication Services	10.8%
Health Care	7.9%
Real Estate	5.4%
Consumer Discretionary	4.2%
Utilities	2.2%
Other	2.1%



## Asset allocation

International Shares	99.2%
Cash	0.8%



Australian Ethical Investment Ltd (ABN 47 003 188 930, AFSL 229949) is the Responsible Entity of the Australian Ethical managed funds. This information is of a general nature and is not intended to provide you with financial advice or take into account your personal objectives, financial situation or needs. Before acting on the information, consider its appropriateness to your circumstances and read the Financial Services Guide (FSG) and relevant product disclosure statement (PDS) and target market determination (TMD) available at [www.australianethical.com.au/managedfunds/pds](http://www.australianethical.com.au/managedfunds/pds). You may wish to seek independent financial advice from a licensed financial adviser before making an investment decision. The performance of your investment in the Australian Ethical is not guaranteed; past performance is not a reliable indicator of future performance. The information contained in this document is believed to be accurate at the time of compilation.

Where MSCI data is used, data is the property of MSCI. No use or distribution without written consent. Data provided "as is" without any warranties. MSCI assumes no liability for or in connection with the data. For full MSCI and RIAA disclaimer, please see <https://www.australianethical.com.au/sources/>