


# Australian Ethical High Conviction Fund

Fund ticker: AEAE  
Fund Profile - 31 October 2025



Australian Ethical is one of Australia’s leading ethical fund managers. By investing responsibly in well-managed ethical companies, we deliver competitive financial performance to our clients and positive change to society and the environment. Since our inception in 1986, our Ethical Charter has guided all investment decisions and underpinned our business practices. Every year 10 per cent of our profits\* are distributed to charitable organisations and social impact initiatives through The Australian Ethical Foundation.

### Investment objective

The Fund aims to provide long term capital growth and income from focusing on a relatively concentrated portfolio of Australian and NZ companies that meet our Ethical Criteria. The Fund aims to exceed the return of the ASX300 Total Return Index after taking into account management costs over a 7 year period.

### Price information

Pricing frequency: Daily  
Buy/Sell spread: 0.15%/0.15%

### Fund facts

Class size: \$9.38m  
Benchmark: S&P/ASX 300 Accumulation  
Asset class: Equity  
Inception date: 01/10/2021  
Minimum investment timeframe: 7 Years  
Risk level: High

### Identifiers

ISIN code: AU60AUG79196  
APIR code: AUG7919AU

### Distributions

Frequency: 2  
Dates: 30/06, 30/12

### Fees

Management costs - PDS: 0.69%  
Performance fee: 0.00%  
Minimum initial investment: \$25,000  
No minimum applies for the AEAE ETF  
Additional transactional and operational costs: 0.09%

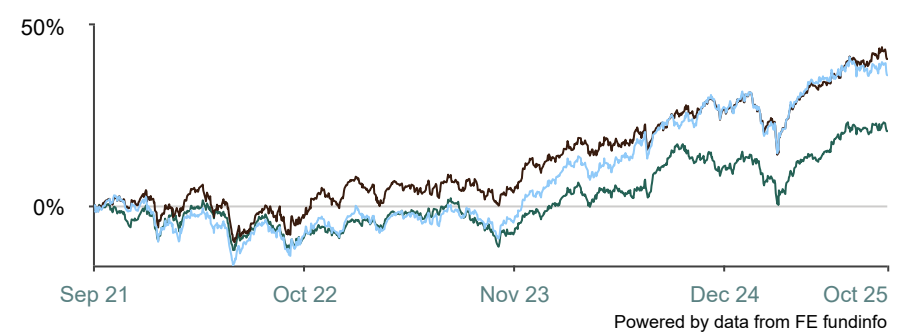
A full explanation of all the fees and costs that you may be charged for investing in the Fund is provided in the Fund’s Product Disclosure Statements available from our website [australianethical.com.au](http://australianethical.com.au)

\*(after tax, before bonus expense)

### Investment strategy

An actively-managed, focused share portfolio leveraging our ethical investing philosophy & capability. Invested in 20-35 select shares, predominantly from the S&P ASX300, on the basis of their social, environmental and financial credentials. Benchmark unaware, with a concentration on larger capitalisation stocks.

### Cumulative performance (as at 31/10/2025)



■ Australian Ethical High Conviction  
■ S&P/ASX 300 Acc.  
■ S&P/ASX 300 Indust.s Acc.

### Performance (as at 31/10/2025)

	1m	3m	6m	1y	3y	5y	10y	Since inception (ann.)
Fund	0.3%	0.7%	11.6%	7.3%	9.4%	-	-	4.7%
S&P/ASX 300 Acc.	0.4%	2.9%	11.4%	12.7%	13.0%	-	-	8.7%
S&P/ASX 300 Indust.s Acc.	-0.6%	-1.3%	7.5%	11.0%	13.6%	-	-	7.8%

### Calendar Performance (as at end 2024)

	CY2024	CY2023	CY2022	CY2021	CY2020
Fund	11.7%	7.0%	-6.5%	-	-
S&P/ASX 300 Acc.	11.4%	12.1%	-1.8%	-	-
S&P/ASX 300 Indust.s Acc.	21.2%	12.2%	-8.0%	-	-

Source: FE fundinfo.

Total returns are calculated using the sell (exit) price, net of management fees and gross of tax as if distributions of income have been reinvested at the actual distribution reinvestment price. The actual returns received by an investor will depend on the timing, buy and exit prices of individual transactions. Return of capital and the performance of your investment in the fund are not guaranteed. Past performance is not a reliable indicator of future performance. Figures showing a period of less than one year have not been adjusted to show an annual total return. Figures for periods of greater than one year are on a per annum compound basis. The current benchmark may not have been the benchmark over all periods shown in the above chart and tables. The calculation of the benchmark performance links the performance of previous benchmarks and the current benchmark over the relevant time periods.

# Australian Ethical High Conviction Fund

Fund ticker: AEAE  
Fund Profile - 31 October 2025

## Top 10

CSL LIMITED	5.3%
CONTACT ENERGY LTD	4.9%
MACQUARIE GROUP LTD	4.6%
RESMED INC	4.5%
CAR GROUP LIMITED	4.5%
WESTPAC BANKING CORPORATION ORD F/PD SHARES	4.4%
NATIONAL AUSTRALIA BANK	4.3%
WEB TRAVEL GROUP LIMITED	4.2%
RELIANCE WORLDWIDE CORP LTD	3.8%
Dexus	3.7%

## Ratings and awards

RIAA Certification:



## Why invest ethically?

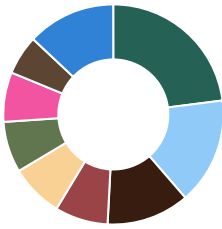
Portfolio diversification: Diversify your portfolio by investing in companies and sectors not well covered by other fund managers and brokers.  
Help build a better world: Invest in the new, low-carbon economy, fund medical and technology breakthroughs, efficient transport and more.  
Promote human rights: We strive to avoid any investment in companies involved in the poor treatment of asylum seekers or the exploitation of workers through poor working conditions.

## Need Help?

Contact us Monday-Friday on:  
**T** 1800 021 227  
**F** 02 9252 1987  
**E** [investors@australianethical.com.au](mailto:investors@australianethical.com.au)  
**W** [australianethical.com.au](http://australianethical.com.au)  
Australian Ethical Investment Ltd  
c/o Boardroom Pty Ltd  
GPO Box 3993  
Sydney NSW 2001

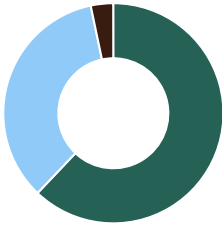
## Sector allocation

Financials	23.0%
Health Care	15.7%
Information Technology	12.2%
Industrials	7.8%
Utilities	7.8%
Communication Services	7.5%
Real Estate	7.3%
Materials	5.8%
Other	13.0%



## Asset allocation

Australian & NZ Large Cap	62.1%
Australian & NZ Small Cap	34.6%
Cash	3.3%



Australian Ethical Investment Ltd (ABN 47 003 188 930, AFSL 229949) is the Responsible Entity of the Australian Ethical managed funds. This information is of a general nature and is not intended to provide you with financial advice or take into account your personal objectives, financial situation or needs. Before acting on the information, consider its appropriateness to your circumstances and read the Financial Services Guide (FSG) and relevant product disclosure statement (PDS) and target market determination (TMD) available at [www.australianethical.com.au/managedfunds/pds](http://www.australianethical.com.au/managedfunds/pds). You may wish to seek independent financial advice from a licensed financial adviser before making an investment decision. The performance of your investment in the Australian Ethical is not guaranteed; past performance is not a reliable indicator of future performance. The information contained in this document is believed to be accurate at the time of compilation.

Where MSCI data is used, data is the property of MSCI. No use or distribution without written consent. Data provided "as is" without any warranties. MSCI assumes no liability for or in connection with the data. For full MSCI and RIAA disclaimer, please see <https://www.australianethical.com.au/sources/>