

# Australian Ethical Australian Shares Fund (Wholesale)

Fund Profile - 31 March 2025

Australian  
Ethical



Australian Ethical is one of Australia’s leading ethical fund managers. By investing responsibly in well-managed ethical companies, we deliver competitive financial performance to our clients and positive change to society and the environment. Since our inception in 1986, our Ethical Charter has guided all investment decisions and underpinned our business practices. Every year 10 per cent of our profits\* are distributed to charitable organisations and social impact initiatives through The Australian Ethical Foundation.

### Investment objective

To provide long-term growth focusing on Australian companies that meet our Ethical Criteria. The Fund aims to significantly exceed the return of the blended index after taking into account management costs over a 7 year period.

### Price information

Pricing frequency:	Daily
Buy/Sell spread:	0.15%/0.15%

### Fund facts

Fund size:	\$740.02m
Asset class:	Equity
Inception date:	23/01/2012
Minimum investment timeframe:	7 Years
Risk level:	Very high

### Identifiers

ISIN code:	AU60AUG00184
APIR code:	AUG0018AU

### Distributions

Frequency:	2
Dates:	30/06, 31/12

### Fees

Management costs - PDS:	1.10%
Minimum initial investment:	\$25,000 minimum in the Fund and \$500,000 investment across Australian Ethical's managed funds.
Additional transactional and operational costs:	0.00%

A full explanation of all the fees and costs that you may be charged for investing in the Fund is provided in the Fund’s Product Disclosure Statements available from our website [australianethical.com.au](http://australianethical.com.au)

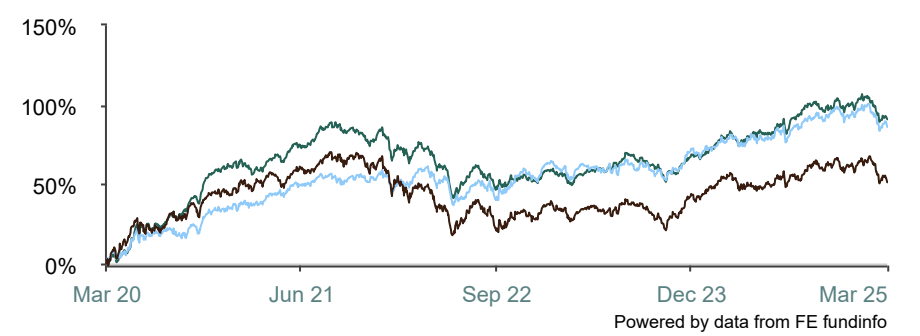
\*(after tax, before bonus expense)

\*\*The Benchmark was the composite S&P/ASX Small Industrials Accumulation Index from inception until 12 August 2019 and is composite 65% of the S&P/ASX 100 Accumulation Index and 35% of the S&P/ASX Small Ordinaries Accumulation Index thereafter.

### Investment strategy

The opportunity to invest in a diversified share portfolio of companies predominately listed on the ASX and selected on the basis of their social, environmental and financial credentials. The Fund utilises an active stock-picking management style with stocks generally selected for growth rather than income, with a bias towards smaller capitalisation stocks listed on the ASX. All stocks are chosen on the basis of relative value where we deem the risks are being adequately priced.

### Cumulative performance (as at 31/03/2025)



- Australian Ethical Australian Shares
- Composite Benchmark\*\*
- S&P/ASX Small Indust.

### Performance (as at 31/03/2025)

	1m	3m	6m	1y	3y	5y	10y	Since inception (ann.)
Fund	-4.0%	-4.1%	-4.9%	4.0%	2.8%	13.8%	9.2%	12.1%
Composite Benchmark**	-3.3%	-2.9%	-3.6%	2.6%	5.3%	13.2%	7.9%	9.5%
S&P/ASX Small Indust.	-6.7%	-6.0%	-6.4%	-3.8%	0.4%	8.6%	5.4%	7.5%

### Calendar Performance (as at end 2024)

	CY2024	CY2023	CY2022	CY2021	CY2020
Fund	17.9%	11.0%	-17.1%	15.0%	21.0%
Composite Benchmark**	11.4%	12.1%	-1.8%	17.5%	1.7%
S&P/ASX Small Indust.	12.1%	11.4%	-21.8%	13.7%	5.9%

Source: FE fundinfo.

Total returns are calculated using the sell (exit) price, net of management fees and gross of tax as if distributions of income have been reinvested at the actual distribution reinvestment price. The actual returns received by an investor will depend on the timing, buy and exit prices of individual transactions. Return of capital and the performance of your investment in the fund are not guaranteed. Past performance is not a reliable indicator of future performance. Figures showing a period of less than one year have not been adjusted to show an annual total return. Figures for periods of greater than one year are on a per annum compound basis. The current benchmark may not have been the benchmark over all periods shown in the above chart and tables. The calculation of the benchmark performance links the performance of previous benchmarks and the current benchmark over the relevant time periods.

# Australian Ethical Australian Shares Fund (Wholesale)

Fund Profile - 31 March 2025

Australian  
Ethical



## Top 10

WESTPAC BANKING CORPORATION ORD F/PD SHARES	3.6%
CONTACT ENERGY LTD	3.4%
INSURANCE AUSTRALIA GROUP LTD	3.2%
NATIONAL AUSTRALIA BANK	3.1%
SUNCORP GROUP LIMITED	3.0%
BANK OF QUEENSLAND LIMITED	2.9%
NIB HOLDINGS LTD	2.8%
QUBE HOLDINGS LTD	2.7%
MIRVAC GROUP STAPLED SECURITIES	2.6%
BENDIGO AND ADELAIDE BANK LIMITED	2.5%

## Ratings and awards

RIAA Certification:



## Why invest ethically?

Portfolio diversification: Diversify your portfolio by investing in companies and sectors not well covered by other fund managers and brokers.

Help build a better world: Invest in the new, low-carbon economy, fund medical and technology breakthroughs, efficient transport and more.

Promote human rights: We strive to avoid any investment in companies involved in the poor treatment of asylum seekers or the exploitation of workers through poor working conditions.

## Need Help?

Contact us Monday-Friday on:

**T** 1800 021 227

**F** 02 9252 1987

**E** [investors@australianethical.com.au](mailto:investors@australianethical.com.au)

**W** [australianethical.com.au](http://australianethical.com.au)

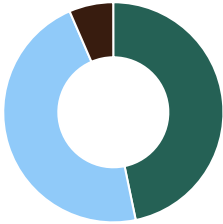
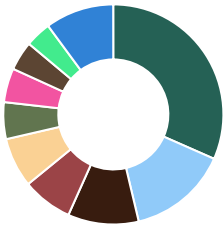
Australian Ethical Investment Ltd  
c/o Boardroom Pty Ltd  
GPO Box 3993  
Sydney NSW 2001

## Sector allocation

Financials	31.6%
Health Care	14.7%
Information Technology	10.4%
Utilities	7.4%
Industrials	7.3%
Real Estate	5.4%
Communication Services	5.0%
Consumer Discretionary	4.3%
Consumer Staples	3.8%
Other	10.1%

## Asset allocation

Australian & NZ Large Cap	46.7%
Australian & NZ Small Cap	46.7%
Cash	6.5%



# Australian Ethical Australian Shares Fund (Wholesale)

Fund Profile - 31 March 2025

## Commentary

The Australian Shares Fund (Wholesale) declined 4.1% net of fees in the quarter ended 31 March 2025, underperforming its benchmark, which fell 2.6%. The Retail class fell 4.2%. This marked the weakest quarterly performance for Australian equities in nearly three years.

Markets fell to seven-month lows as global uncertainty and a soft domestic earnings season weighed on sentiment. Renewed Trump-era tariffs drove volatility, creating opportunities for our active stock-picking approach.

The Fund held elevated cash levels ahead of the downturn, allowing selective deployment into quality companies at more attractive valuations. During the quarter, we initiated positions in CSL and Siteminder.

The Materials sector was the largest detractor, driven by the Fund's underweight to gold stocks, which rallied on geopolitical tensions and now comprise 17% of the Small Ordinaries benchmark. Technology also detracted, reflecting broader risk-off sentiment.

Conversely, Financials were a strong contributor, led by our overweight to Medibank and NIB Holdings. NIB outperformed after reaffirming earnings guidance and receiving approval for premium increases to help offset claims inflation. Healthcare also added value, with Nanosonics rallying on approval for its new Coris device. This helped offset weakness from Opthea, which faced disappointing trial results.

Domain contributed positively after receiving a takeover offer from US-listed Co-Star, revised from \$4.20 to \$4.43 in March. The Fund also exited its position in Bigtincan following its scheme implementation deed with Vector Capital.

The Australian Shares Fund (Wholesale) declined 4.1% net of fees in the quarter ended 31 March 2025, underperforming its benchmark, which fell 2.6%. The Retail class fell 4.2%. This marked the weakest quarterly performance for Australian equities in nearly three years.

Markets fell to seven-month lows as global uncertainty and a soft domestic earnings season weighed on sentiment. Renewed Trump-era tariffs drove volatility, creating opportunities for our active stock-picking approach.

The Fund held elevated cash levels ahead of the downturn, allowing selective deployment into quality companies at more attractive valuations. During the quarter, we initiated positions in CSL and Siteminder.

The Materials sector was the largest detractor, driven by the Fund's underweight to gold stocks, which rallied on geopolitical tensions and now comprise 17% of the Small Ordinaries benchmark. Technology also detracted, reflecting broader risk-off sentiment.

Conversely, Financials were a strong contributor, led by our overweight to Medibank and NIB Holdings. NIB outperformed after reaffirming earnings guidance and receiving approval for premium increases to help offset claims inflation. Healthcare also added value, with Nanosonics rallying on approval for its new Coris device. This helped offset weakness from Opthea, which faced disappointing trial results.

Domain contributed positively after receiving a takeover offer from US-listed Co-Star, revised from \$4.20 to \$4.43 in March. The Fund also exited its position in Bigtincan following its scheme implementation deed with Vector Capital.

Australian Ethical Investment Ltd (ABN 47 003 188 930, AFSL 229949) is the Responsible Entity of the Australian Ethical managed funds. This information is of a general nature and is not intended to provide you with financial advice or take into account your personal objectives, financial situation or needs. Before acting on the information, consider its appropriateness to your circumstances and read the Financial Services Guide (FSG) and relevant product disclosure statement (PDS) and target market determination (TMD) available at [www.australianethical.com.au/managedfunds/pds](http://www.australianethical.com.au/managedfunds/pds). You may wish to seek independent financial advice from a licensed financial adviser before making an investment decision. The performance of your investment in the Australian Ethical is not guaranteed; past performance is not a reliable indicator of future performance. The information contained in this document is believed to be accurate at the time of compilation.

Where MSCI data is used, data is the property of MSCI. No use or distribution without written consent. Data provided "as is" without any warranties. MSCI assumes no liability for or in connection with the data. For full MSCI and RIAA disclaimer, please see <https://www.australianethical.com.au/sources/>