

Australian Ethical is one of Australia’s leading ethical fund managers. By investing responsibly in well-managed ethical companies, we deliver competitive financial performance to our clients and positive change to society and the environment. Since our inception in 1986, our Ethical Charter has guided all investment decisions and underpinned our business practices. Every year 10 per cent of our profits\* are distributed to charitable organisations and social impact initiatives through The Australian Ethical Foundation.

Investment objective

To provide long-term growth by investing in small capitalisation companies that meet the Australian Ethical Charter. The fund aims to significantly exceed the return of the S&P/ASX Small Industrials Total Return Index after taking into account management costs over a 7 year period.

Price information

Pricing frequency: Daily  
Buy/Sell spread: 0.15%/0.15%

Fund facts

Fund size: \$14.24m  
Benchmark: S&P ASX Small Industrials  
Asset class: Equity  
Inception date: 30/06/2015  
Minimum investment timeframe: 7 Years  
Risk level: Very high

Identifiers

ISIN code: AU60AUG00267  
APIR code: AUG0026AU

Distributions

Frequency: 2  
Dates: 30/06, 31/12

Fees

Management costs - PDS: 1.69%  
Performance fee: 20.00%  
Minimum initial investment: \$1,000  
\$500 with a Regular investor plan  
Additional transactional and operational costs: 0.00%

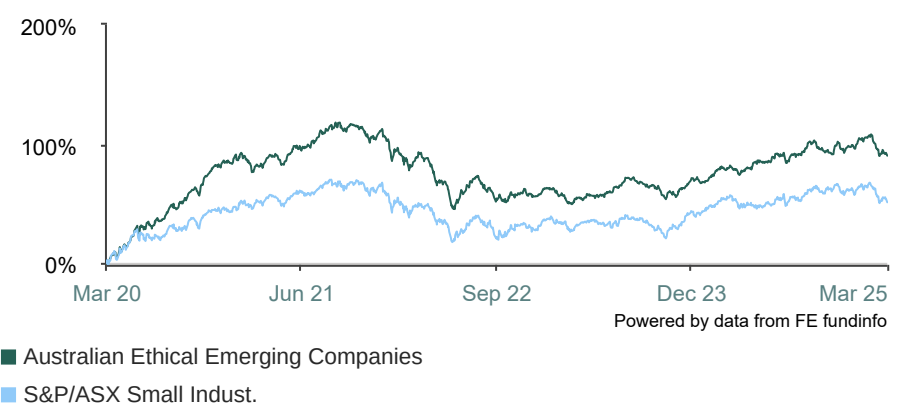
A full explanation of all the fees and costs that you may be charged for investing in the Fund is provided in the Fund’s Product Disclosure Statements available from our website [australianethical.com.au](http://australianethical.com.au)

\*(after tax, before bonus expense)

Investment strategy

The opportunity to invest in a diversified portfolio of shares in small capitalisation companies on the basis of their social, environmental and financial credentials. The Fund utilises an active stock-picking management style with stocks selected for growth rather than income. All stocks are chosen on the basis of relative value where we deem the risks are being adequately priced.

Cumulative performance (as at 31/03/2025)



Performance (as at 31/03/2025)

	1m	3m	6m	1y	3y	5y	10y	Since inception (ann.)
Fund	-5.3%	-3.9%	-5.8%	4.4%	-0.3%	13.7%	-	11.2%
S&P/ASX Small Indust.	-6.7%	-6.0%	-6.4%	-3.8%	0.4%	8.6%	-	6.1%

Calendar Performance (as at end 2024)

	CY2024	CY2023	CY2022	CY2021	CY2020
Fund	15.4%	9.7%	-25.8%	14.4%	35.1%
S&P/ASX Small Indust.	12.1%	11.4%	-21.8%	13.7%	5.9%

Source: FE fundinfo.

Total returns are calculated using the sell (exit) price, net of management fees and gross of tax as if distributions of income have been reinvested at the actual distribution reinvestment price. The actual returns received by an investor will depend on the timing, buy and exit prices of individual transactions. Return of capital and the performance of your investment in the fund are not guaranteed. Past performance is not a reliable indicator of future performance. Figures showing a period of less than one year have not been adjusted to show an annual total return. Figures for periods of greater than one year are on a per annum compound basis. The current benchmark may not have been the benchmark over all periods shown in the above chart and tables. The calculation of the benchmark performance links the performance of previous benchmarks and the current benchmark over the relevant time periods.

# Australian Ethical Emerging Companies Fund

Fund Profile - 31 March 2025

### Top 10

CONTACT ENERGY LTD	4.3%
NANOSONICS LIMITED	3.4%
PEXA GROUP LTD	3.4%
PEPPER MONEY LTD/AU	3.4%
SITEMINDER LTD	2.9%
AUSTRALIAN FINANCE GROUP LTD	2.9%
MERIDIAN ENERGY LIMITED -PARTIAL PAID SHARE	2.8%
AUSSIE BROADBAND PTY LTD	2.6%
DOMAIN HOLDINGS AUSTRALIA LIMITED	2.6%
EROAD LTD	2.4%

### Ratings and awards

RIAA Certification:



### Why invest ethically?

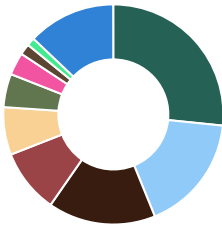
Portfolio diversification: Diversify your portfolio by investing in companies and sectors not well covered by other fund managers and brokers.  
Help build a better world: Invest in the new, low-carbon economy, fund medical and technology breakthroughs, efficient transport and more.  
Promote human rights: We strive to avoid any investment in companies involved in the poor treatment of asylum seekers or the exploitation of workers through poor working conditions.

### Need Help?

Contact us Monday-Friday on:  
**T** 1800 021 227  
**F** 02 9252 1987  
**E** [investors@australianethical.com.au](mailto:investors@australianethical.com.au)  
**W** [australianethical.com.au](http://australianethical.com.au)  
Australian Ethical Investment Ltd  
c/o Boardroom Pty Ltd  
GPO Box 3993  
Sydney NSW 2001

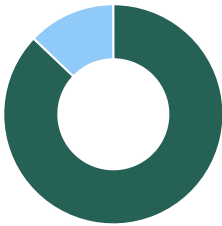
### Sector allocation

Information Technology	26.6%
Health Care	17.2%
Financials	15.8%
Utilities	9.4%
Communication Services	7.0%
Consumer Discretionary	4.9%
Industrials	3.3%
Consumer Staples	1.6%
Materials	1.2%
Other	12.9%



### Asset allocation

Australian & NZ Small Cap	87.1%
Cash	12.9%



### Commentary

The Emerging Companies Fund (Wholesale) (the 'Fund') declined -4.1% net of fees in the quarter ended 31 March 2025, compared to its benchmark which fell -6.0%. The Emerging Companies Fund (Retail) fell -3.9% net of fees.

It was the worst quarterly performance for the Australian equity market in nearly 3 years, with markets dropping to 7-month lows, as global uncertainty and a tepid domestic earnings season rattled investor confidence. Trump tariffs dominated the headlines and accentuated share market swings, creating opportunities for our active stock picking style of investing.

The Fund benefited from positive stock selection in the financial sector, a takeover offer and holding excess cash in a declining equity market.

Our leading contributor to portfolio performance was internet property portal Domain Group which benefited from large US internet real-estate company CoStar building a 17% stake on market before launching a full takeover offer. The Fund also benefited with a robust 1st half 2025 trading update from medical device company Nanosonics and more importantly its U.S. Food & Drug Association's approval of medical disinfection device called Coris. The disappointment of the quarter was drug developer Opthea's clinical trial failure in wet AMD eye disease. The clinical failure has resulted in a cessation of all drug development.

Australian Ethical Investment Ltd (ABN 47 003 188 930, AFSL 229949) is the Responsible Entity of the Australian Ethical managed funds. This information is of a general nature and is not intended to provide you with financial advice or take into account your personal objectives, financial situation or needs. Before acting on the information, consider its appropriateness to your circumstances and read the Financial Services Guide (FSG) and relevant product disclosure statement (PDS) and target market determination (TMD) available at [www.australianethical.com.au/managedfunds/pds](http://www.australianethical.com.au/managedfunds/pds). You may wish to seek independent financial advice from a licensed financial adviser before making an investment decision. The performance of your investment in the Australian Ethical is not guaranteed; past performance is not a reliable indicator of future performance. The information contained in this document is believed to be accurate at the time of compilation.

Where MSCI data is used, data is the property of MSCI. No use or distribution without written consent. Data provided "as is" without any warranties. MSCI assumes no liability for or in connection with the data. For full MSCI and RIAA disclaimer, please see <https://www.australianethical.com.au/sources/>