

Australian Ethical Diversified Shares Fund

FUND PROFILE - 31 MARCH 2021

Australian Ethical is one of Australia's leading ethical fund managers. By investing responsibly in well-managed ethical companies, we deliver competitive financial performance to our clients and positive change to society and the environment. Since our inception in 1986, our Ethical Charter has guided all investment decisions and underpinned our business practices. Every year 10 per cent of our profits* are distributed to charitable organisations and social impact initiatives through The Australian Ethical Foundation.

Investment objective

To provide long-term growth through investment in listed companies on Australian and international stock exchanges that meet the Australian Ethical Charter.

Price information

Pricing frequency: Daily

Buy/Sell spread: 0.05%/0.05%

Fund facts

Fund size: \$15.13m

Benchmark: Australian Ethical Diversified Shares Composite

Asset class: Equity

Inception date: 03/11/1997

Minimum investment timeframe: 7 Years

Risk level: High

Identifiers

ISIN code: AU60AUG00044

APIR code: AUG0004AU

Distributions

Frequency: 2

Dates: 30/06, 31/12

Fees

Management costs - PDS: 1.90%

Minimum initial investment: \$1,000
\$500 with a Regular investor plan

Additional transactional and operational costs: 0.00%

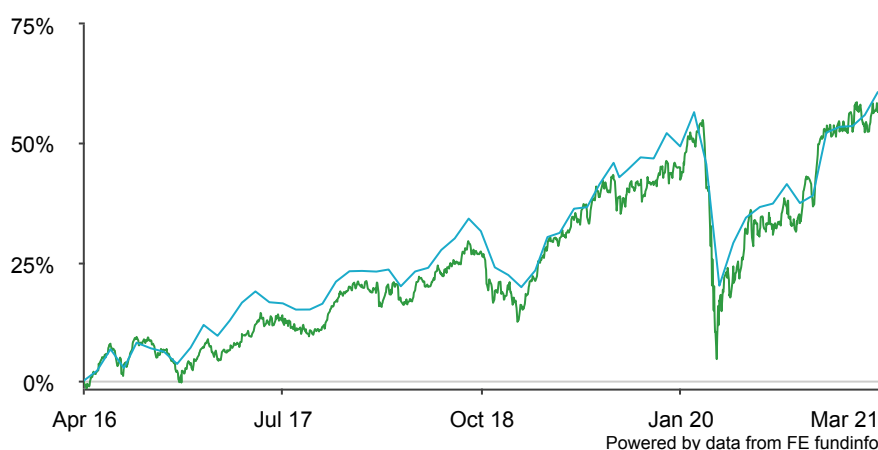
A full explanation of all the fees and costs that you may be charged for investing in the Fund is provided in the Fund's Product Disclosure Statements available from our website australianethical.com.au

*(after tax, before bonus expense)

Investment strategy

The opportunity to invest in a diversified share portfolio of Australian and international companies on the basis of their social, environmental and financial credentials. Generally, all Australian investments will have a market capitalisation greater than the 200th ranked stock listed on the ASX. The Fund has a low level of turnover and aims to be fully invested at all times.

Cumulative performance (as at 31/03/2021)



■ Australian Ethical Diversified Shares
■ Benchmark

Performance (as at 31/03/2021)

	1m	3m	6m	1y	3y	5y	10y	Since inception
Fund	3.4%	3.3%	18.3%	35.0%	10.5%	9.5%	9.4%	8.4%
Benchmark	3.1%	4.8%	17.0%	33.9%	10.3%	10.0%	11.2%	8.1%

Calendar Performance (as at end 2020)

	CY2020	CY2019	CY2018	CY2017	CY2016
Fund	7.1%	22.7%	-3.1%	11.9%	5.9%
Benchmark	2.7%	24.7%	-2.8%	10.2%	7.1%

Source: FE fundinfo.

Total returns are calculated using the sell (exit) price, net of management fees and gross of tax as if distributions of income have been reinvested at the actual distribution reinvestment price. The actual returns received by an investor will depend on the timing, buy and exit prices of individual transactions. Return of capital and the performance of your investment in the fund are not guaranteed. Past performance is not a reliable indicator of future performance. Figures showing a period of less than one year have not been adjusted to show an annual total return. Figures for periods of greater than one year are on a per annum compound basis. The current benchmark may not have been the benchmark over all periods shown in the above chart and tables. The calculation of the benchmark performance links the performance of previous benchmarks and the current benchmark over the relevant time periods.

Australian Ethical Diversified Shares Fund

FUND PROFILE - 31 MARCH 2021

Top 10

CSL LIMITED	1.9%
WESTPAC BANKING CORPORATION ORD F/ PD SHARES	1.8%
NATIONAL AUSTRALIA BANK	1.8%
TELSTRA CORPORATION LTD	1.7%
GOODMAN GROUP	1.5%
FISHER & PAYKEL HEALTHCARE CORPORATION	1.3%
COCHLEAR LTD	1.3%
SONIC HEALTHCARE	1.2%
RESMED INC	1.2%
RAMSAY HEALTH CARE LTD	1.2%

Ratings and awards

RIAA rating:



CERTIFIED BY RIAA

UNPRI signatory:



Why invest ethically?

Portfolio diversification: Diversify your portfolio by investing in companies and sectors not well covered by other fund managers and brokers.

Help build a better world: Invest in the new, low-carbon economy, fund medical and technology breakthroughs, efficient transport and more.

Promote human rights: We strive to avoid any investment in companies involved in the poor treatment of asylum seekers or the exploitation of workers through poor working conditions.

Need Help?

Contact us between 9:00am-5:00pm

AEST Monday-Friday on:

t 1800 021 227

f 02 9252 1987

e investors@australianethical.com.au

w australianethical.com.au

Australian Ethical Investment Ltd

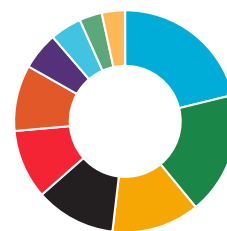
c/o Boardroom Pty Ltd

GPO Box 3993

Sydney NSW 2001

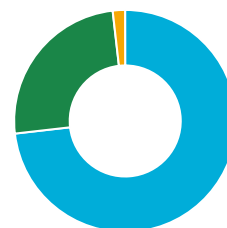
Sector allocation

Financials	21.2%
Information Technology	17.9%
Health Care	12.8%
Communication Services	11.7%
Real Estate	10.1%
Industrials	9.6%
Materials	5.5%
Utilities	4.6%
Consumer Discretionary	3.3%
Other	3.4%



Asset allocation

Australian & NZ Shares	73.2%
International Shares	25.0%
Cash	1.8%



Commentary

The March quarter was marked by unique political, economic and market events. The storming of Capitol Hill in the US, followed by the impeachment process of then President Trump, the spike in COVID cases (particularly in the UK where new cases peaked at 68,000 on a single day) and the strange market behaviour surrounding subreddit Wall Street Bets and Gamestop. However despite the noise, global markets performed strongly over the quarter with the MSCI World index rising 5.7%, reflecting broad positive market performance across regions. The positive performance was driven by the continued recovery in major economies supported by significant fiscal spending, accommodative monetary policy, and the ongoing vaccine rollout. Despite the general positive performance, the quarter was marked by periods of volatility, largely triggered by a sharp uptick in bond yields as future inflation concerns grew.

The Diversified Shares Fund appreciated 3.3% (Wholesale 3.6%) over the March quarter, underperforming its benchmark which increased 4.9%. The domestic portfolio of the Fund increased by 2.2% versus its benchmark ASX200 which increased 4.2%. The international portfolio outperformed its benchmark, returning 8.1% versus 6.3%.

In the domestic portfolio, the sectors contributing mostly to performance were Materials and Industrials. The Fund is substantially underweight in Materials as it contains mainly resource stocks, however our holding in Pilbara Minerals, which appreciated 20% over the quarter, was a large contributor to performance. In Industrials, it was stock selection which generated the performance. The sectors that detracted performance were Financials and IT. In the Financials sector all the banks performed strongly but as the Fund is underweight in banks (no ANZ or CBA) this negatively affected performance. The Fund is overweight in the IT sector which underperformed over the quarter.

Australian Ethical Investment Ltd (ABN 47 003 188 930, AFSL 229949) is the Responsible Entity of the Australian Ethical managed funds. This information is of a general nature and is not intended to provide you with financial advice or take into account your personal objectives, financial situation or needs. Before acting on the information, consider its appropriateness to your circumstances and read the Financial Services Guide (FSG) and relevant product disclosure statement (PDS) available at www.australianethical.com.au/managedfunds/pds. You may wish to seek independent financial advice from a licensed financial adviser before making an investment decision. The performance of your investment in the Australian Ethical is not guaranteed; past performance is not a reliable indicator of future performance. The information contained in this document is believed to be accurate at the time of compilation.

Where MSCI data is used, data is the property of MSCI. No use or distribution without written consent. Data provided "as is" without any warranties. MSCI assumes no liability for or in connection with the data. For full MSCI and RIAA disclaimer, please see <https://www.australianethical.com.au/sources/>